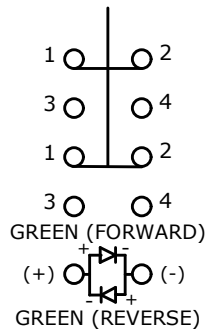


▲ SWITCH FUNCTION

POS. 1	POS. 2
1-2 ON 3-4 OFF	1-2 (OFF) 3-4 (ON)

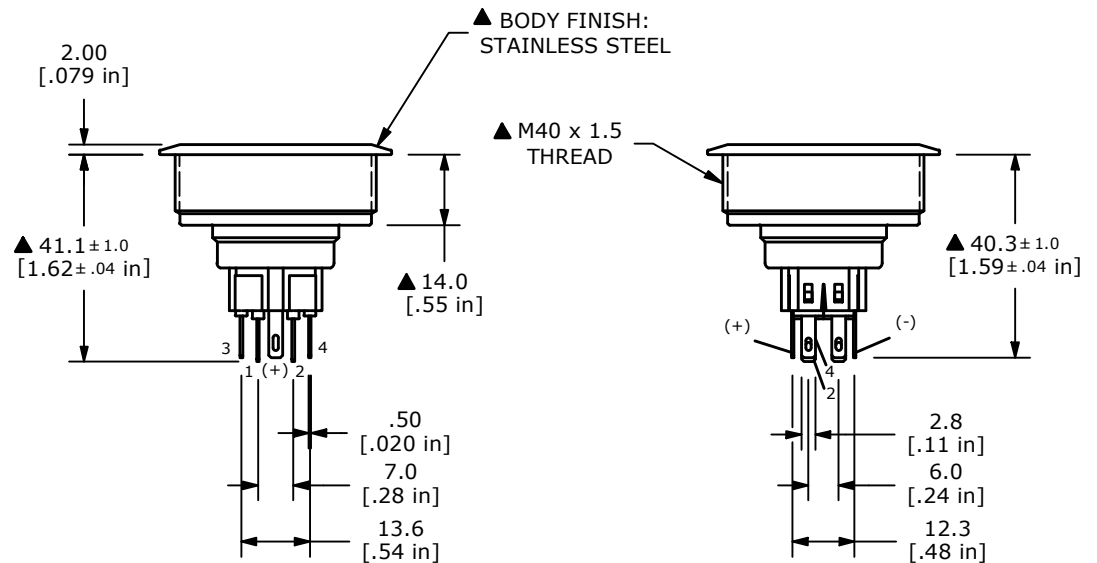
( ) = MOMENTARY



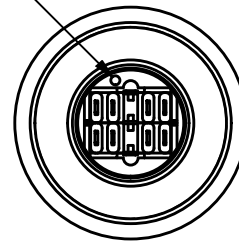
▲ DPDT ON (OFF) / OFF (ON)  
CONTACT CONFIGURATION  
( ) DENOTES MOMENTARY

## NOTE:

1. ALL DIMENSIONS IN MM [INCH]
2. GENERAL TOLERANCE: X.X = ± 0.4  
X.XX = ± 0.25
3. TERMINAL NOS. FOR REF. ONLY
- ▲ 4. FUNCTION: DPDT
- ▲ 5. RATING: 2A @ 48VDC
6. CONTACT RESISTANCE: 50mΩ MAX. @ 1A 12VDC
7. INSULATION RESISTANCE: 1,000MΩ @ 500VDC
8. DIELECTRIC STRENGTH: 2,000VAC MIN. FOR 1 MINUTE
9. ELECTRICAL LIFE: 50,000 CYCLES
10. OPERATING TEMPERATURE: -20°C TO 55°C
11. INGRESS PROTECTION: IP65
12. SUPPLIED HARDWARE: O-RING AND HEXNUT
13. ▲ DENOTES CRITICAL PARAMETER
- ▲ 14. ILLUMINATION VOLTAGE: 2.8V (FORWARD), 2.8V (REVERSE)



DOT DENOTES LED COLOR



E-SWITCH®

B	24607	HOUSING UPDATE	11/23/20	JM
A	23525	NEW RELEASE	8/13/18	MJR
REV	PCR NO	DESCRIPTION	DATE	BY

THE INFORMATION CONTAINED IN THIS DOCUMENT IS PROPRIETARY  
TO E-SWITCH AND IS NOT TO BE COPIED OR TRANSFERRED

TITLE PV10F2V0SS-331

SCALE 2:3

DATE 8/13/2018

DR MJR

DWG 52-PV10F2V0SS331

REV B

# Mouser Electronics

Authorized Distributor

Click to View Pricing, Inventory, Delivery & Lifecycle Information:

[E-Switch:](#)

[PV10F2V0SS-331](#)