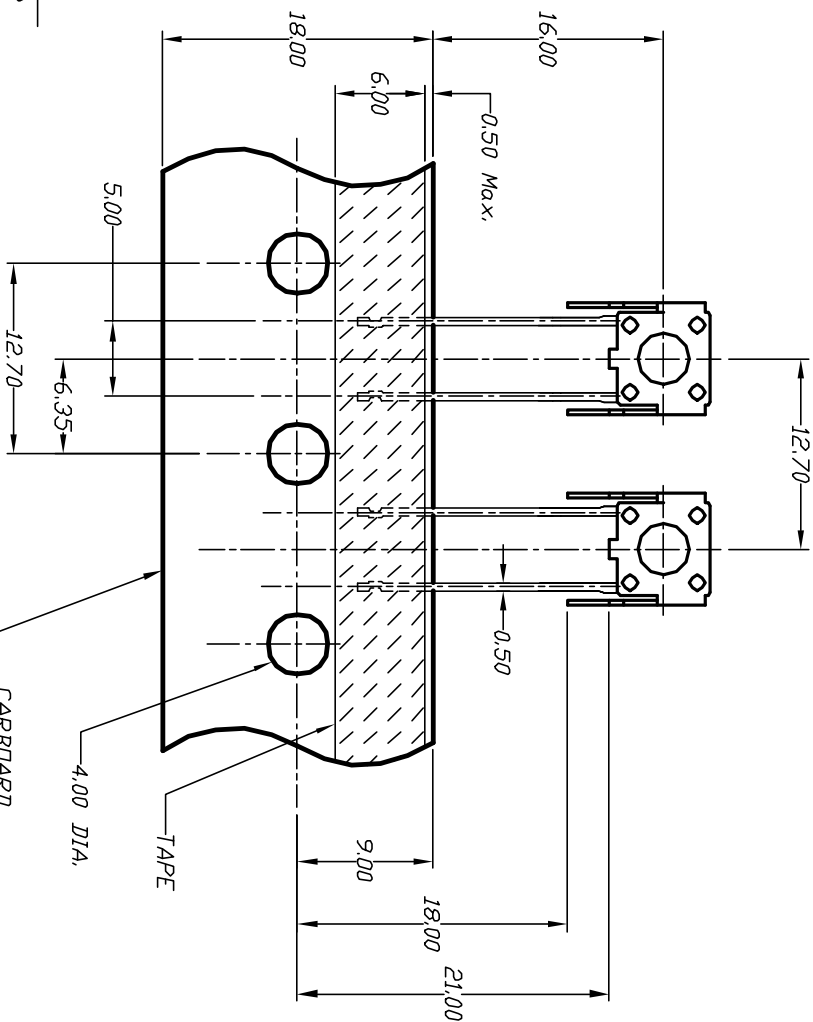
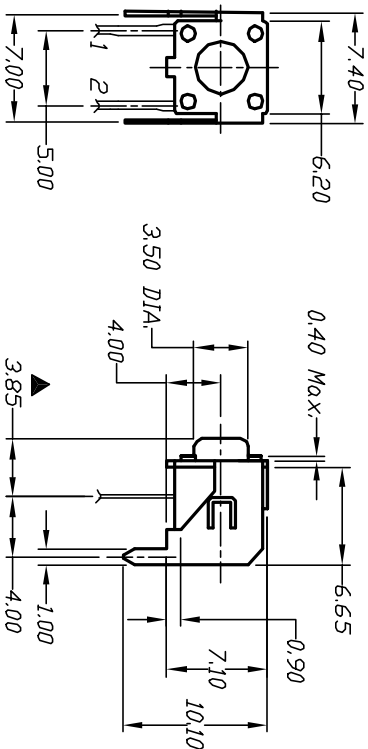
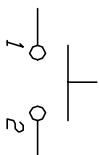


RECOMMEND P.C.B. LAYOUT



NOTES:

1. ALL DIMENSIONS IN MM
2. GENERAL TOLERANCE: X.X=±0.4
X.XX=±0.25
3. TERM. NOS. FOR REF. ONLY
4. CONTACT RATING: 50mA, @12VDC
- ▲ 5. OPERATING FORCE: 160±50gf
6. TRAVEL: 0.25 +0.2/-0.1mm
7. CONTACT RESISTANCE: 100 milliohms Max.
8. CARRIER IS FOLDED EVERY 25 PITCHES
(24 SWITCHES PER FOLD)
- ⓑ 9. 700 SWITCHES PER BOX
- ▲ 10. DESIGNATE MAJOR DIMENSIONS



CIRCUIT: SPST

CONTACT CONFIGURATION

E-SWITCH®			
TITLE		TL 58 V F160 Q	
B	13210	NOTE 9 WAS 1000	6/13/03 AR
A	12650	RELEASED FOR PRODUCTION	12/20/02
REV.	ECN NO.	DESCRIPTION	DATE CHKD
THE INFORMATION CONTAINED IN THIS DOCUMENT IS PROPRIETARY TO E-SWITCH AND IS NOT TO BE COPIED OR TRANSFERRED			
SCALE		DATE	DR CB DWG P010683 REV B

Mouser Electronics

Authorized Distributor

Click to View Pricing, Inventory, Delivery & Lifecycle Information:

[E-Switch:](#)

[TL58VF160Q](#)