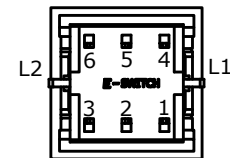
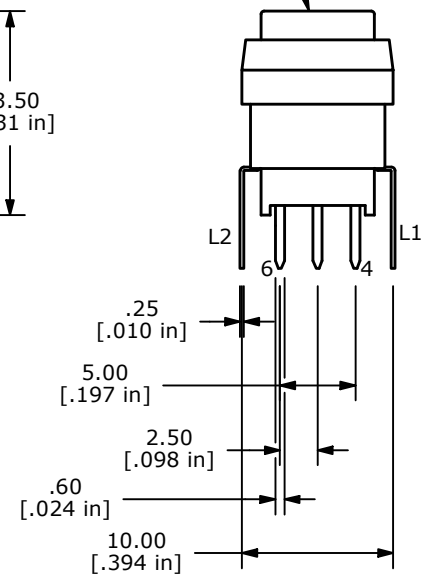
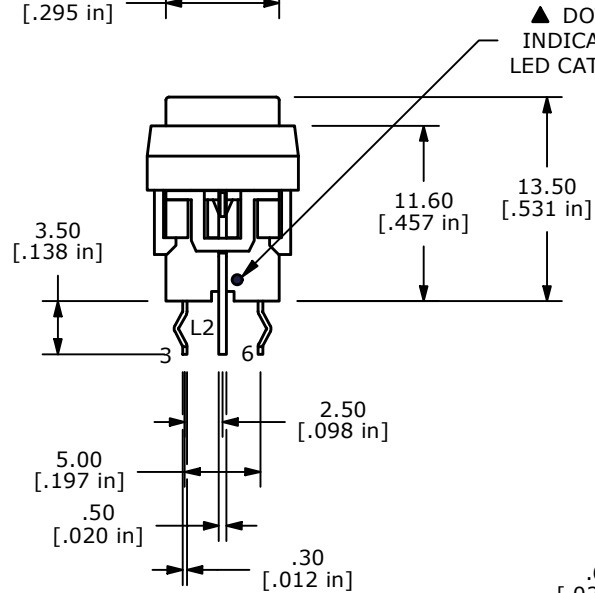
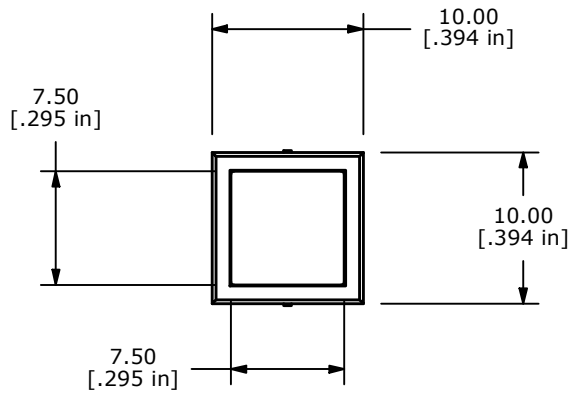


NOTES:

1. ALL DIMENSIONS IN MM [INCH]
2. GENERAL TOLERANCE: X.X=±0.4
X.XX=±0.25
3. TERMINAL NUMBERS FOR REF ONLY
4. CONTACT RATING: CURRENT: 100mA
VOLTAGE: 30 VDC
5. OPERATING LIFE: 50,000 MAKE-AND-BREAK CYCLES
6. INSULATION RESISTANCE: 500VDC, 100MΩ MIN.
7. OPERATING FORCE: 250gf ± 100gf
8. OPERATING TEMP.: -40°C to 85°C
- ▲ 9. TRAVEL: 0.7 ± 0.3mm LOCK
1.80 ± 0.3mm FULL TRAVEL
10. CONTACT RESISTANCE: 50mΩ MAX.
11. ▲ DENOTES CRITICAL PARAMETER.
- ▲ 12. LED COLOR: WHITE



▲ GREEN ACTUATOR

LED SPECS	UNITS	WHITE
FORWARD CURRENT	mA	20
FORWARD VOLTAGE @20mA	V	3.2-4.0
LUMINOUS INTENSITY @ 20mA	MCD	250

REV	ECO NO	DESCRIPTION	DATE	BY
A	ECO-100243	RELEASE	07/30/21	JM



E-SWITCH®

OBJECT ID
100117615

TITLE
LP4EE1PBAGW

SCALE
2:1

DATE
7/28/2021

DR
JM

DWG
B240063

REV
A

THE INFORMATION CONTAINED IN THIS DOCUMENT IS PROPRIETARY TO
E-SWITCH AND IS NOT TO BE COPIED OR TRANSFERRED

Mouser Electronics

Authorized Distributor

Click to View Pricing, Inventory, Delivery & Lifecycle Information:

[E-Switch:](#)

[LP4EE1PBAGW](#)