

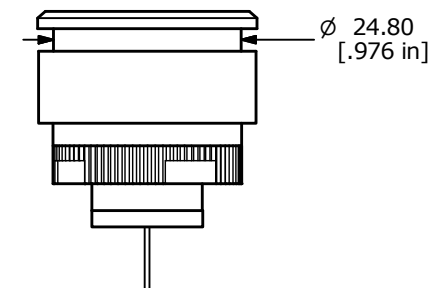
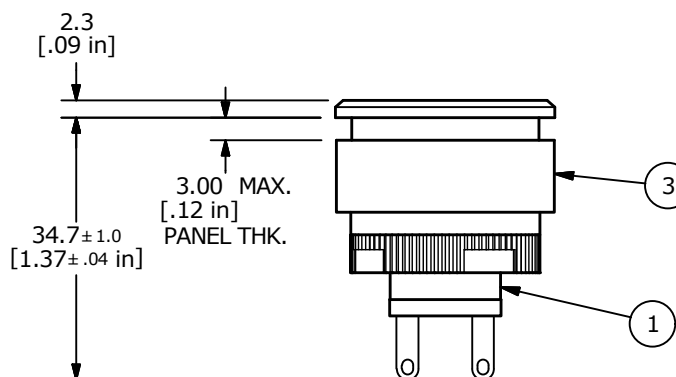
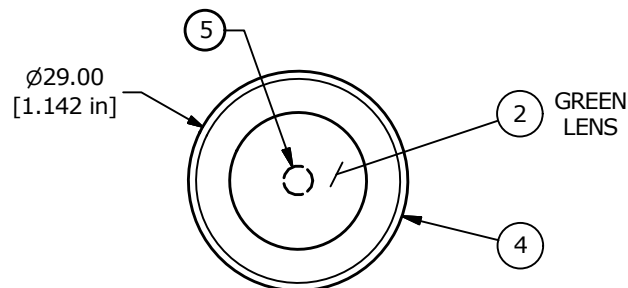
RECOMMENDED PANEL MOUNTING

a—(L)—b (+)

CIRCUIT

NOTES:

1. ALL DIMENSIONS IN MM [INCH].
2. GENERAL TOLERANCE: X.X = ± 0.4
X.XX = ± 0.25
3. TERM. NUMBERS FOR REF. ONLY.
4. RATING: 5A @250VAC
8A @125VAC
0.2A @250VDC
6A @24VDC
5. INSULATION: 1,000 M Ω MIN.
6. DIELECTRIC STRENGTH: 2000V FOR 1 MIN.
7. SEALED TO IP65.
8. ELECTRICAL LIFE: >50,000 CYCLES
9. OPERATING TEMP: -25C to +55C
10. PANEL THICKNESS: 0.5mm to 3.0mm
- ▲ 11. LAMP VOLTAGE: LED 12VDC GREEN
12. ▲ DENOTES CRITICAL PARAMETER.



Parts List

ITEM	QTY	PART NUMBER	DESCRIPTION
1	1	-	LAPPLV30
2	1	F060202	25mm GREEN LENS
3	1	F051705	29mm FLUSH MOUNT RETAINER
4	1	F051704	29mm FLUSH MOUNT BEZEL
5	1	F050419	12VDC GREEN LED



TITLE LAPPLV30JGRNGRN

SCALE 1:1

DATE 11/11/2019

DR MW

DWG XF0928P

REV A

THE INFORMATION CONTAINED IN THIS DOCUMENT IS PROPRIETARY
TO E-SWITCH AND IS NOT TO BE COPIED OR TRANSFERRED

A	24082	RELEASE FOR PRODUCTION	11/11/19	MW
REV	PCR NO	DESCRIPTION	DATE	BY

Mouser Electronics

Authorized Distributor

Click to View Pricing, Inventory, Delivery & Lifecycle Information:

[E-Switch:](#)

[LAPPLV30JGRNGRN](#)