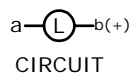


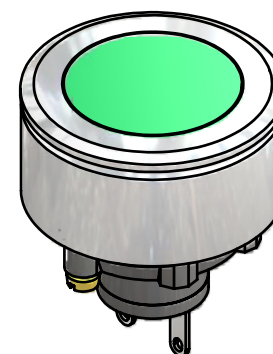
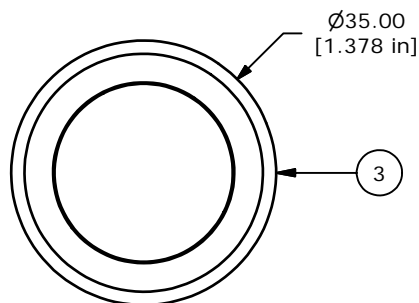
RECOMMEND PANEL MOUNTING



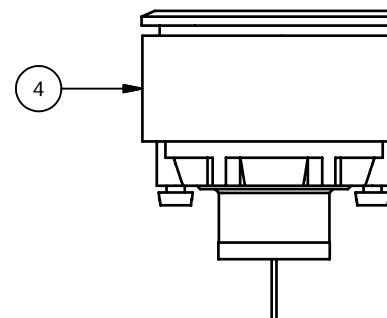
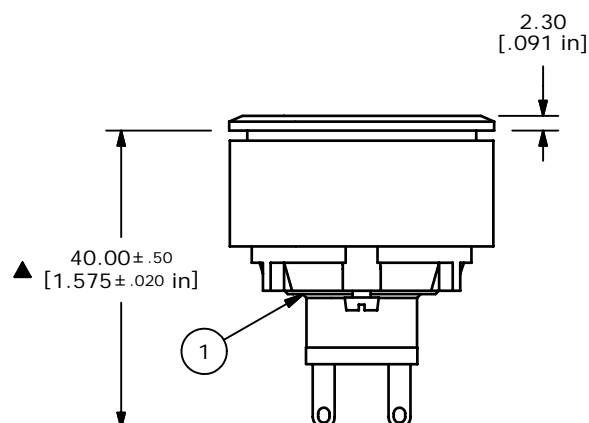
NOTES:

1. ALL DIMENSIONS IN MM [INCH].
2. GENERAL TOLERANCE: 0.0±0.4
0.00±0.25
3. TERM. NOS. FOR REF. ONLY.
4. RATING: 5A @250VAC
8A @125VAC
.2A @250VDC
6A @24VDC
5. INSULATION: 1,000 MΩ MIN.
6. DIELECTRIC STRENGTH: 2000V FOR 1 MIN.
7. SEALED TO IP65.
8. TRAVEL: 3.0MM FULL TRAVEL, 2.0MM LATCH
9. ELECTRICAL LIFE: >50,000 CYCLES
10. OPERATING TEMP: -25C TO +55C
11. PANEL THICKNESS: 0.5MM TO 3.0MM
12. LAMP VOLTAGE: LED, 24VDC, GREEN
13. ▲ DENOTES CRITICAL PARAMETER.
14. 2002/95/EC (ROHS) COMPLIANT

▲ Parts List			
ITEM	QTY	PART NUMBER	DESCRIPTION
1	1	F060601	LAPPLU10
3	1	F051706	35MM FLUSH MOUNT BEZEL
4	1	F051707	35MM FLUSH MOUNT RETAINER
2	1	F060212	29MM GRN LENS
5	1	F050422	LED 24VDC GRN



ISOMETRIC

**E-SWITCH®**

TITLE LAPPLU30KGRNGRN

A	16826	RELEASED FOR PRODUCTION	1/10/07	TN
REV	PCR NO	DESCRIPTION	DATE	BY

THE INFORMATION CONTAINED IN THIS DOCUMENT IS PROPRIETARY
TO E-SWITCH AND IS NOT TO BE COPIED OR TRANSFERRED

SCALE	DATE	DR	DWG	REV
1	1/10/2007	TN	XF0706P	A

Mouser Electronics

Authorized Distributor

Click to View Pricing, Inventory, Delivery & Lifecycle Information:

[E-Switch:](#)

[LAPPLU30KGRNGRN](#)