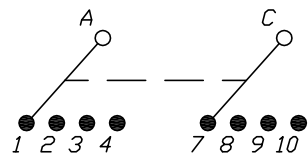
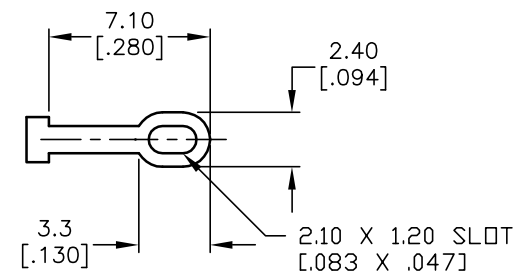


NOTES:

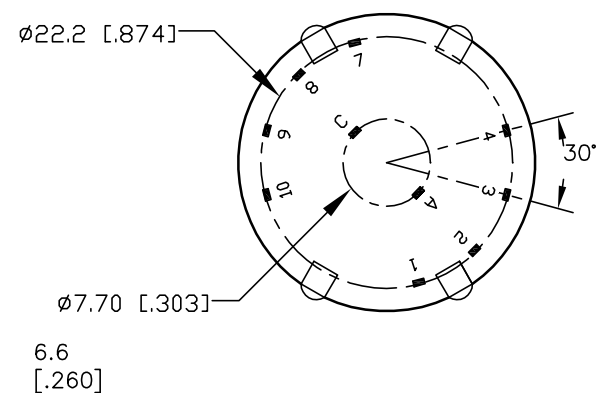
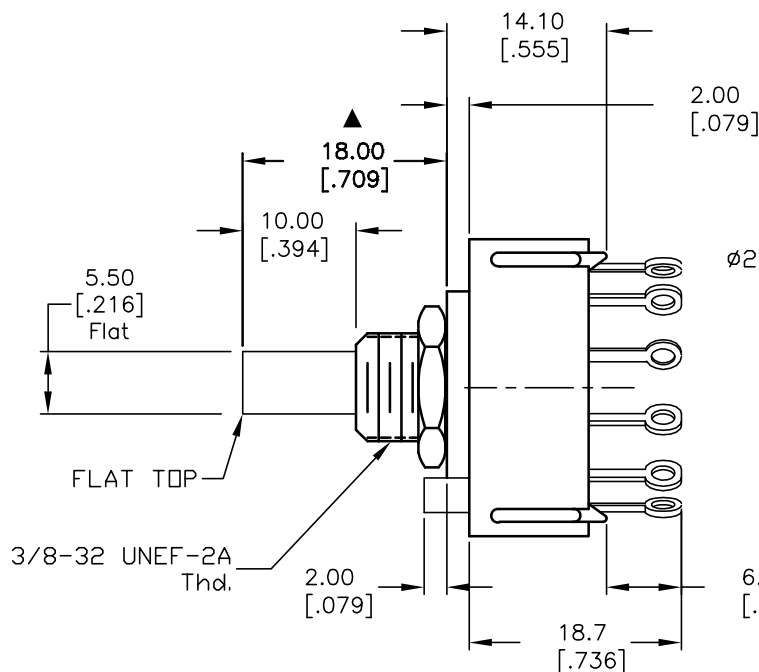
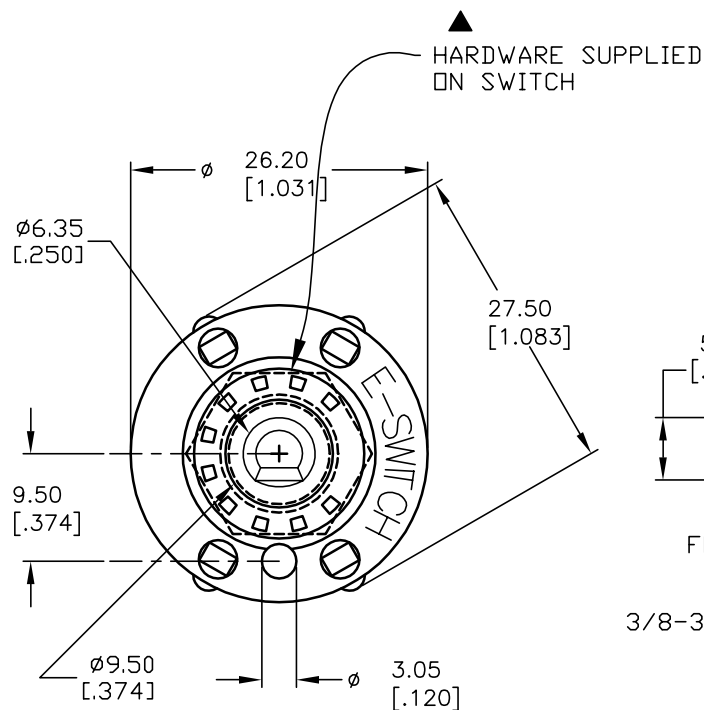
1. ALL DIMENSION IN MM [INCH]
2. GENERAL TOLERANCE: X.X=±0.4
X.XX=±0.25
3. TERM. NOS. FOR REF. ONLY
4. CONTACT RATING SWITCHING: 150mA, 250V AC/DC
350mA, 110V AC/DC
5. CONTACT RATING (NON-SWITCHING) 5A
6. CONTACT MATERIAL: SILVER OVER COPPER ALLOY
7. OPERATING FORCE: 425±100 CM/STANDARD
8. OPERATING TEMP: -30° to 85°C
- ▲ 9. CIRCUIT DP: 4 POSITIONS, 30° INDEX.
10. DIELECTRIC STRENGTH 1000V RMS min. @ SEA LEVEL
11. ▲ DENOTES CRITICAL PARAMETER.
- ▲ 12. HARDWARE SUPPLIED ON SWITCH— SEE BELOW
STOPRING, LOCKWASHER, & HEXNUT

CONTACT CONFIGURATION

Timing: Shorting

TERMINATION DETAIL

SCALE 2X

**E-SWITCH®**

TITLE

KC24A10.001SLS

SCALE

1.5:1

DATE

9/10/03

DR

AR

DWG

G510247

REV

A

THE INFORMATION CONTAINED IN THIS DOCUMENT
IS PROPRIETARY TO E-SWITCH AND IS
NOT TO BE COPIED OR TRANSFERRED

A	13440	RELEASED FOR PRODUCTION	9/10/03	AR
REV.	ECN No.	DESCRIPTION	DATE	CHKD

Mouser Electronics

Authorized Distributor

Click to View Pricing, Inventory, Delivery & Lifecycle Information:

[E-Switch:](#)

[KC24A10.001SLS](#)