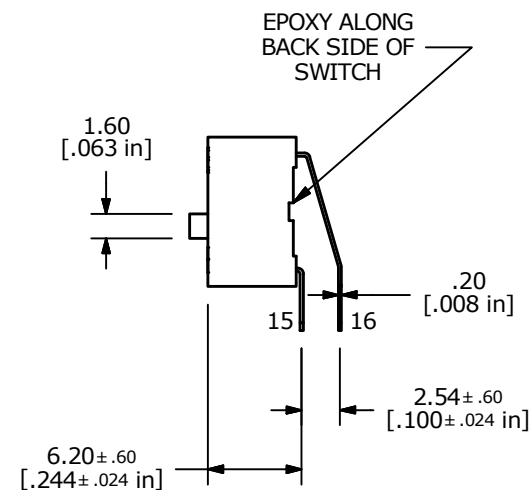
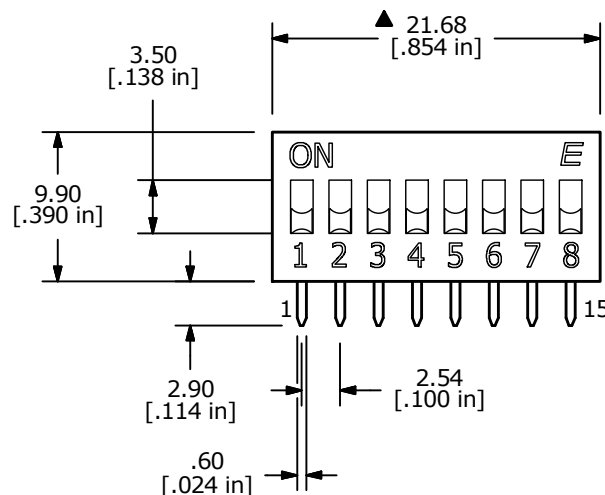

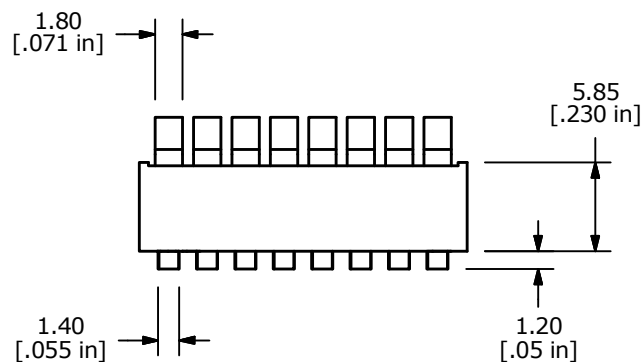


NOTE:

1. ALL DIMENSIONS IN MM [INCH]
2. GENERAL TOLERANCE: X.X = ± 0.4
X.XX = ± 0.25
3. TERMINAL NUMBERS FOR REF ONLY
4. PLATING MATERIAL: GOLD
5. RATING: SWITCH: 25mA @ 24VDC
CARRY: 100mA @ 50VDC
6. OPERATING LIFE: 2,000 CYCLES, EACH CIRCUIT
7. INSULATION RESISTANCE: 100 M Ω min. @ 500VDC
8. DIELECTRIC STRENGTH: 500 V RMS @ SEA LEVEL.
9. OPERATING FORCE: 1,000gf MAX.
10. OPERATING TEMP: -40°C to 85°C
11. CONTACT RESISTANCE: INITIAL: 50m Ω TYP. @ 2-4VDC @ 100mA
- ▲ 12. PART SUPPLIED WITH ALL POLES IN THE "OFF" POSITION.
13. ▲ DENOTES CRITICAL PARAMETER.
14. 2011/65/EU (ROHS) COMPLIANT



F	23022	update PCB Layout	9/27/17	MW
E	22982	Redrawn, New Switch Body	8/8/17	rc
REV	PCR NO	DESCRIPTION	DATE	BY

THE INFORMATION CONTAINED IN THIS DOCUMENT IS PROPRIETARY
TO E-SWITCH AND IS NOT TO BE COPIED OR TRANSFERRED

TITLE KAS2108E

SCALE 2:1

DATE 8/8/2017

DR rc

DWG N321080

REV F

Mouser Electronics

Authorized Distributor

Click to View Pricing, Inventory, Delivery & Lifecycle Information:

[E-Switch:](#)

[KAS2108E](#)