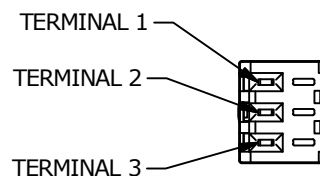
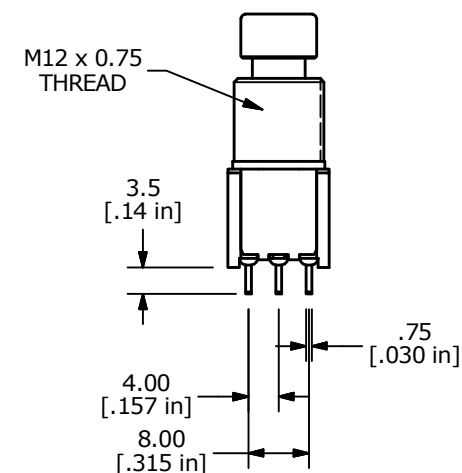
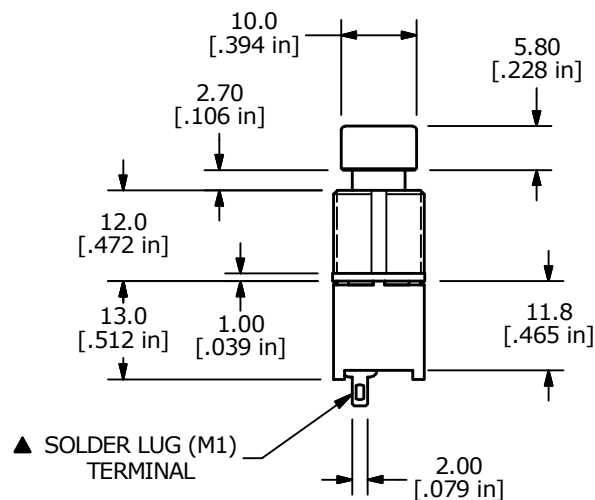
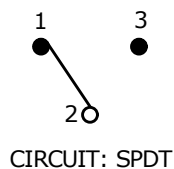


▲ SWITCH FUNCTION

POS. 1	POS. 2
ON	ON
1-2	2-3



NOTE:

1. ALL DIMENSIONS IN MM [INCH]
2. GENERAL TOLERANCE: X.X = ± 0.4
X.XX = ± 0.25
3. TERMINAL NUMBERS FOR REF ONLY
4. CONTACT MATERIAL: SILVER
5. RATING: 1A @ 9 VDC
6. ELECTRIC LIFE: 10,000 CYCLES
7. INSULATION RESISTANCE: 100 MEGA-OHM MIN @ 500VDC
8. ACUATION FORCE: 1000 ± 700 gf
9. TRAVEL: 2.7mm
10. CONTACT RESISTANCE: 50 MILLI-OHM MAX. INITIAL
11. DIELECTRIC STRENGTH: 500 V RMS @ SEA LEVEL
12. OPERATING TEMP.: -10°C to 70°C
13. ▲ DENOTES CRITICAL PARAMETER.



B	23558	drawing update, Tolerance to 1 place	9/12/18	MW
A	22609	New Release	1/5/17	rc
REV	PCR NO	DESCRIPTION	DATE	BY

THE INFORMATION CONTAINED IN THIS DOCUMENT IS PROPRIETARY
TO E-SWITCH AND IS NOT TO BE COPIED OR TRANSFERRED

TITLE FS5700SPLT2B2M1QE

SCALE 1:1

DATE 11/18/2016

DR rc

DWG T790004

REV B

Mouser Electronics

Authorized Distributor

Click to View Pricing, Inventory, Delivery & Lifecycle Information:

[E-Switch:](#)

[FS5700SPLT2B2M1QE](#)