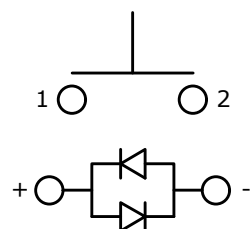
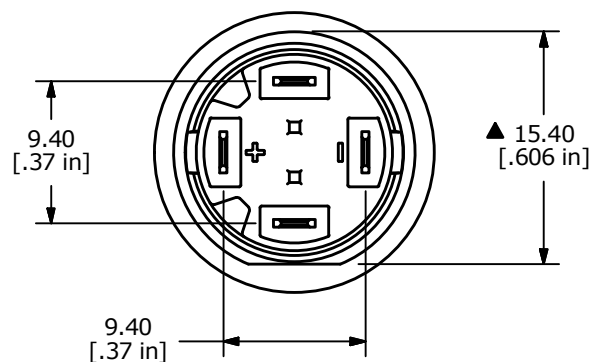
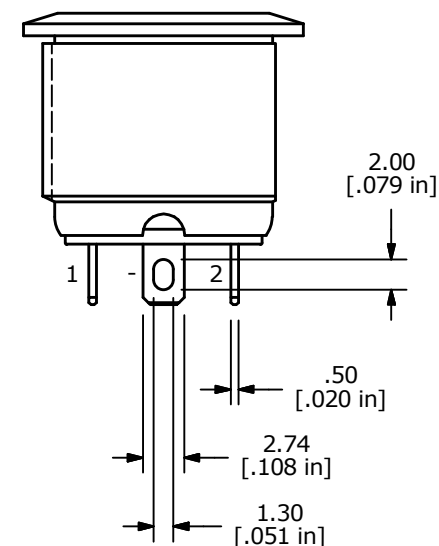
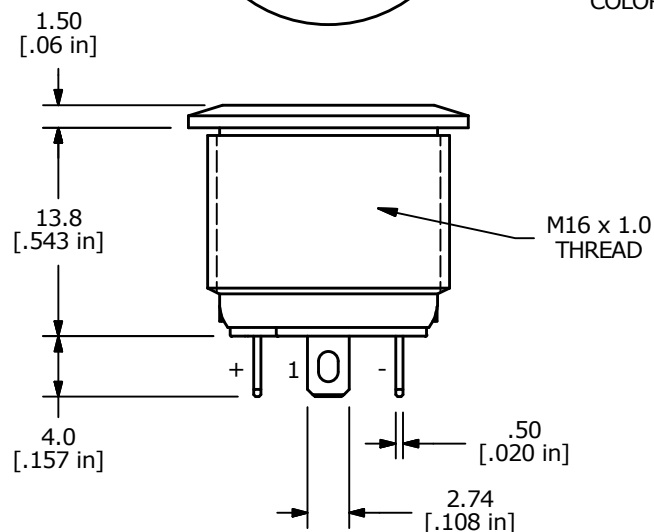
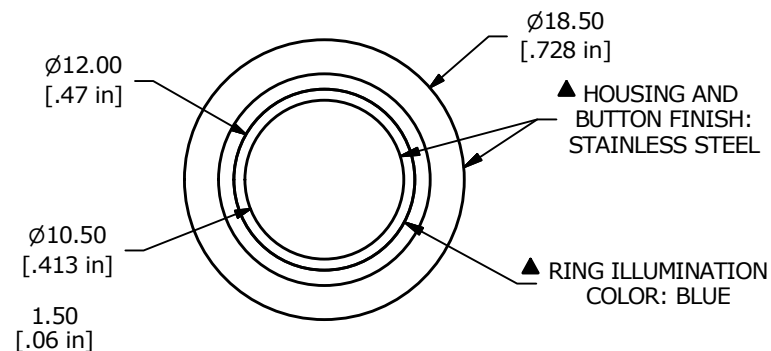
RECOMMENDED
PANEL CUT-OUT▲ SCHEMATIC
OFF - (ON)

() DENOTES MOMENTARY FUNCTION

NOTE:

1. ALL DIMENSIONS IN MM [INCH]
2. GENERAL TOLERANCE: X.X = ± 0.4
X.XX = ± 0.25
3. TERMINAL NUMBERS FOR REF ONLY
4. CONTACT MATERIAL: SILVER PLATED
5. RATING: 2A 36VDC
6. ELECTRIC LIFE: 200,000
7. INSULATION RESISTANCE: 1,000M Ω MIN @ 500VDC.
8. DIELECTRIC STRENGTH: 2,000VAC MIN. FOR 1 MINUTE
9. CONTACT RESISTANCE: 50m Ω MAX. @ 1A 12VDC
10. OPERATING TEMP.: -20°C to 70°C
11. TRAVEL: 2.0mm
12. ▲ DENOTES CRITICAL PARAMETER.
13. ILLUMINATION COLOR: BLUE
14. HARDWARE SUPPLIED: O-RING AND HEXNUT (NOT SHOWN)
- ▲ 15. ILLUMINATION VOLTAGE RATING: 2.8 - 3.7V @ 20 mA
16. INGRESS PROTECTION: IP67



TITLE PVA6FE24S41

SCALE
2:1DATE
9/20/2016DR
rcDWG
T960008REV
CTHE INFORMATION CONTAINED IN THIS DOCUMENT IS PROPRIETARY
TO E-SWITCH AND IS NOT TO BE COPIED OR TRANSFERRED

C	23587	UPDATED FINISH TO STAINLESS STEEL	10/3/18	MJR
B	22631	update Note 15	12/21/16	MW
REV	PCR NO	DESCRIPTION	DATE	BY

Mouser Electronics

Authorized Distributor

Click to View Pricing, Inventory, Delivery & Lifecycle Information:

[E-Switch:](#)

[PVA6FE24S41](#)