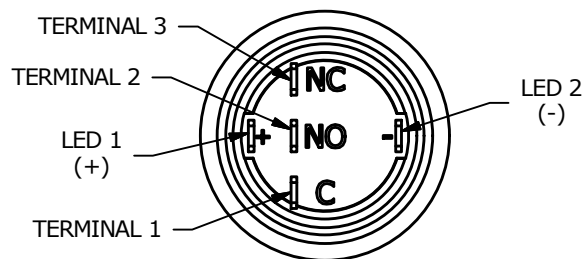
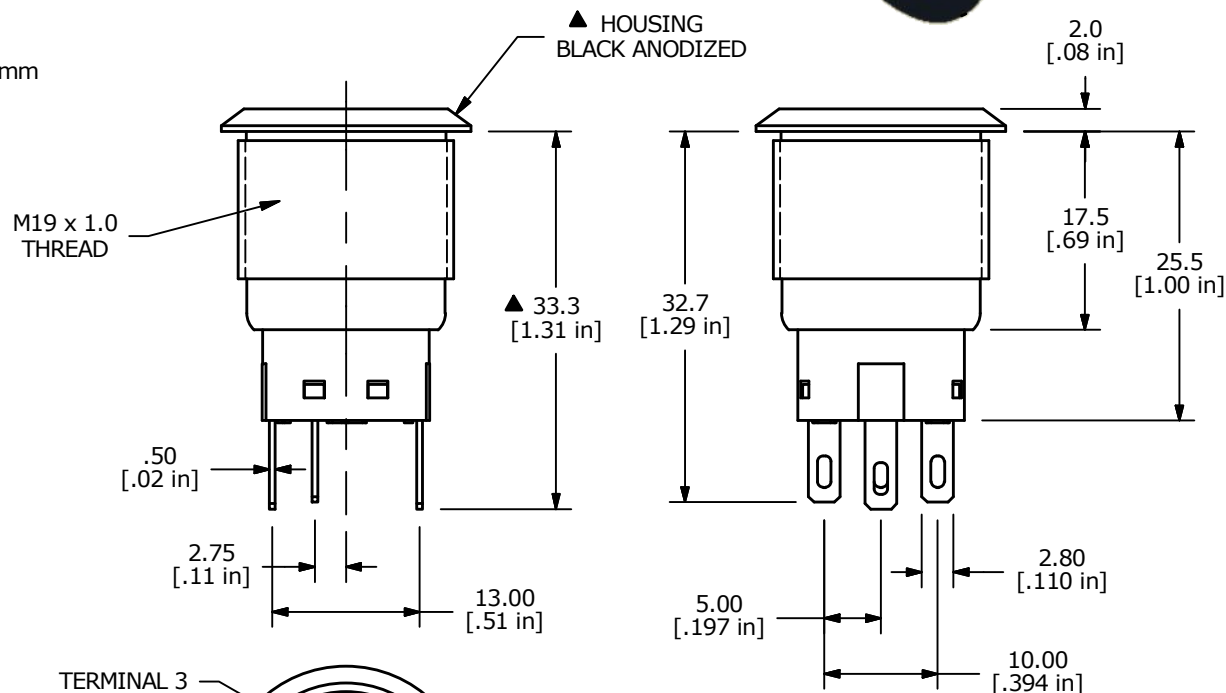
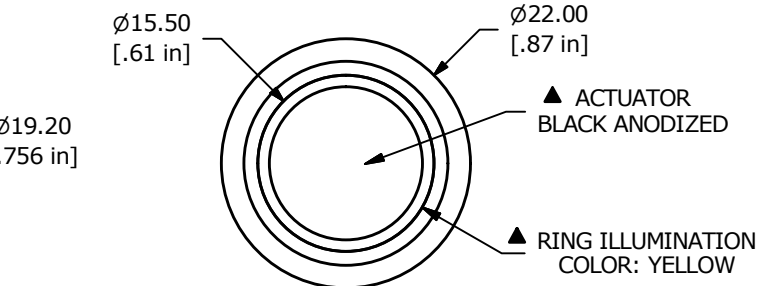
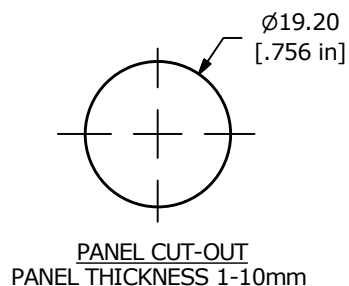


SCHEMATIC
ON - ON
SPDT Illuminated



NOTE:

1. ALL DIMENSIONS IN MM [INCH]
2. GENERAL TOLERANCE: X.X = ± 0.4
X.XX = ± 0.25
3. TERMINAL NUMBERS FOR REF ONLY
- ▲ 4. CONTACTS and TERMINALS MATERIAL: SILVER
5. RATING: 3A 250 VAC cUL
6. ELECTRIC LIFE: 50,000 MAKE-AND-BREAK CYCLES
AT FULL LOAD.
7. MECHANICAL LIFE: 500,000 CYCLES.
8. INSULATION RESISTANCE: 1,000 M Ω @ 500VDC MIN.
9. DIELECTRIC STRENGTH: 2,000 VAC MIN. FOR 1 MINUTE
10. CONTACT RESISTANCE: 50m Ω MAX. @ 1A 12VDC
11. OPERATING TEMP.: -20°C to 55°C
12. ▲ DENOTES CRITICAL PARAMETER.
- ▲ 13. LAMP VOLTAGE: 24V
14. TRAVEL: 3.2mm
15. ACTUATION FORCE: 2.5 \pm 1.0 N
16. MOUNTING NUT TORQUE: 5-14 Nm
17. INGRESS PROTECTION: IP67
18. HARDWARE SUPPLIED: O-RING AND HEXNUT



TITLE ULV4F2311355

A	22211	New Release	3/21/16	MW
REV	PCR NO	DESCRIPTION	DATE	BY

THE INFORMATION CONTAINED IN THIS DOCUMENT IS PROPRIETARY
TO E-SWITCH AND IS NOT TO BE COPIED OR TRANSFERRED

SCALE 3:2	DATE 3/21/2016	DR MW	DWG T940052	REV A
--------------	-------------------	----------	----------------	----------

Mouser Electronics

Authorized Distributor

Click to View Pricing, Inventory, Delivery & Lifecycle Information:

[E-Switch:](#)

[ULV4F2311355](#)