

Ø17.50  
[.689 in]

Ø12.00  
[.472 in]

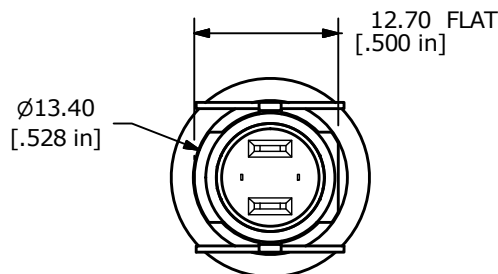
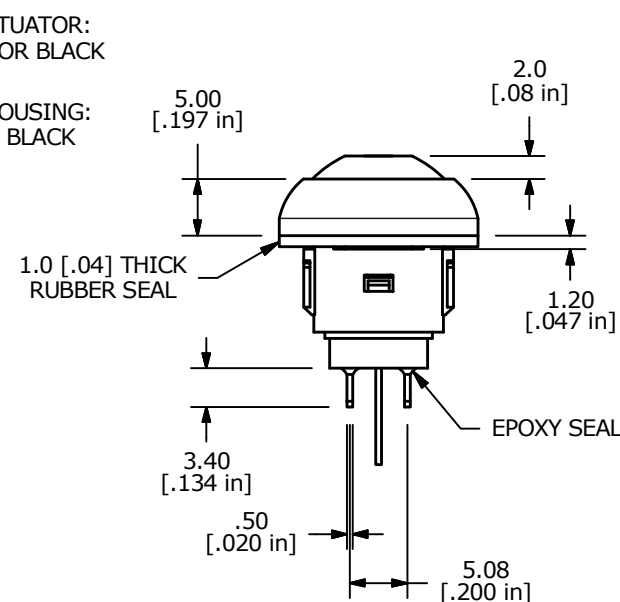
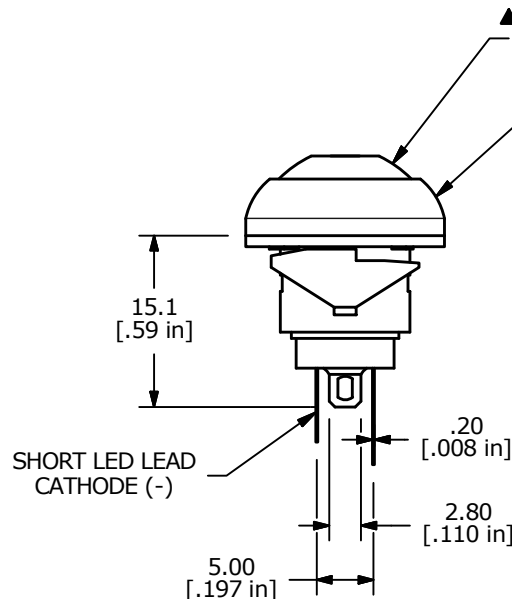
WINDOW TO VIEW  
▲ GREEN LED



LED PARAMETER	FORWARD CURRENT	FORWARD VOLTAGE @ 20mA	LUMINOUS INTENSITY
UNITS	mA	V	mcd
GREEN	20	2.2 - 2.7	130

## NOTE:

1. ALL DIMENSIONS IN MM [INCH]
2. GENERAL TOLERANCE: X.X = ±0.4  
X.XX = ±0.25
3. TERMINAL NUMBERS FOR REF ONLY
4. CIRCUIT: SPST OFF-MOMENTARY ON
5. CONTACT MATERIAL: Gold over SILVER
- ▲ 6. RATING: 125mA @ 125 VAC  
100mA @ 50 VDC
7. ELECTRIC LIFE: 500,000 CYCLES AT FULL LOAD
8. CONTACT RESISTANCE: 50 milli-OHM max. (INITIAL)
9. INSULATION RESISTANCE: 1,000 MEGA-OHM min. @ 500VDC
10. DIELECTRIC STRENGTH: 1,000 VAC rms.
11. OPERATING FORCE: 350 gf +/- 150 gf
12. OPERATING TEMPERATURE: -30°C to +85°C
13. CONTACT BOUNCE: 10ms MAX.
- ▲ 14. TRAVEL: 1.5mm
15. PANEL THICKNESS RANGE: 0.8 - 1.8mm
16. ▲ DENOTES CRITICAL PARAMETER.
17. 2011/65/EU (ROHS) COMPLIANT
- ▲ 18. HARDWARE INCLUDED:  
1. T081100 RUBBER SEAL (1)
19. SEAL RATING: IP67 AT THE FRONT PANEL



K	23328	note 15 to .8 - 1.8mm	4/25/18	MW
J	23236	drawing update	3/8/18	MW
H	22427	ADDED BOTTOM VIEW	8/8/16	MJR
G	21594	CHANGE NOTE 19: IP67 WAS IP65	9/24/14	EBP
REV	PCR NO	DESCRIPTION	DATE	BY

THE INFORMATION CONTAINED IN THIS DOCUMENT IS PROPRIETARY  
TO E-SWITCH AND IS NOT TO BE COPIED OR TRANSFERRED



TITLE RP8100B1M1CEBLKBLKGRN

SCALE  
3:2

DATE  
2/19/2008

DR  
BLR

DWG  
ST081026

REV  
K

# Mouser Electronics

Authorized Distributor

Click to View Pricing, Inventory, Delivery & Lifecycle Information:

E-Switch:

[RP8100B1M1CEBLKBLKGRN](#)