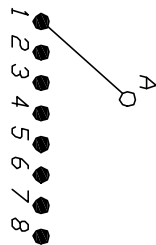
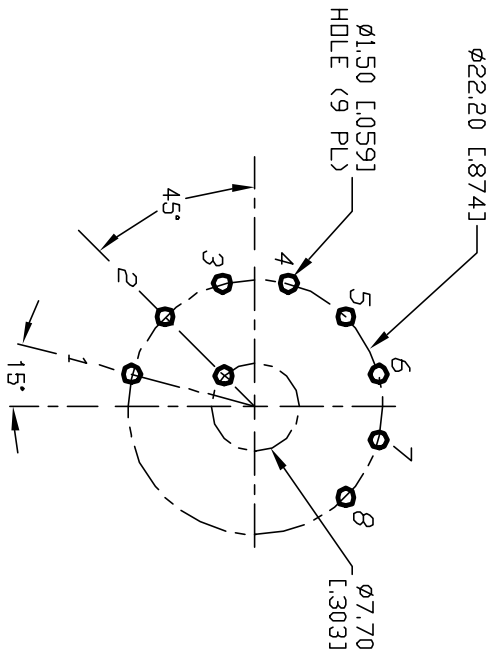


NOTES:

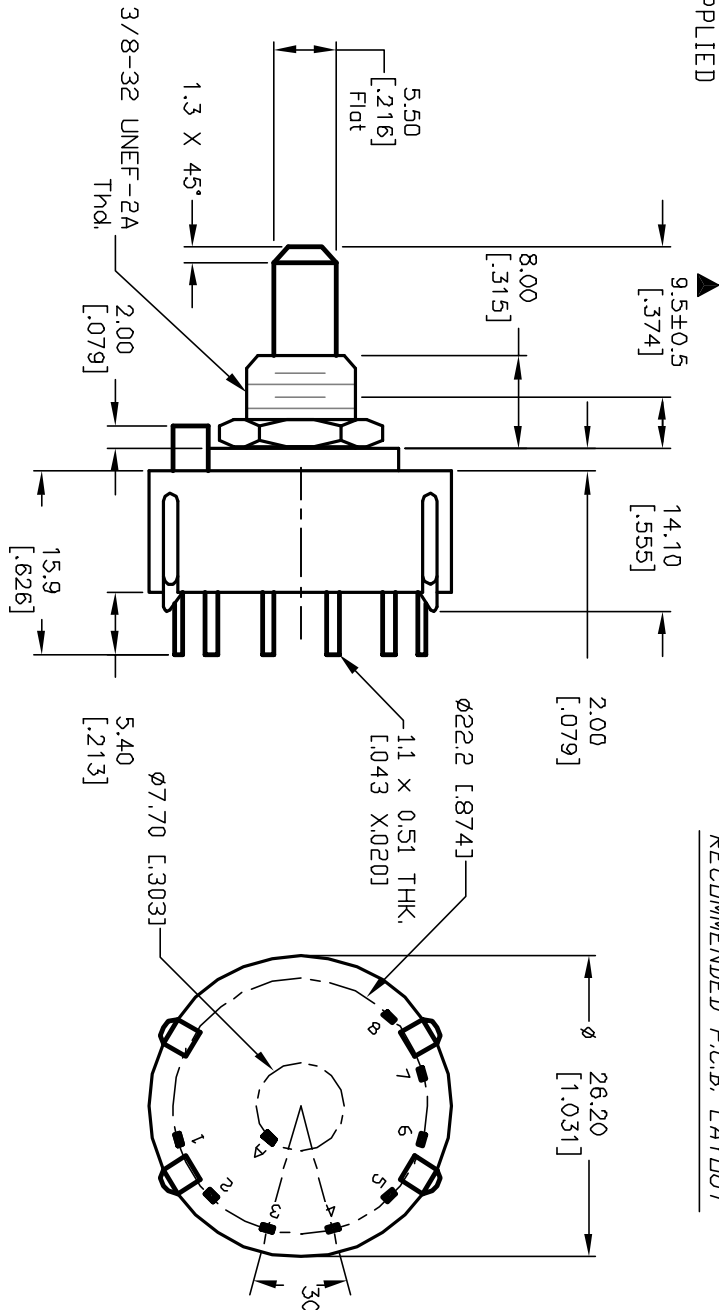
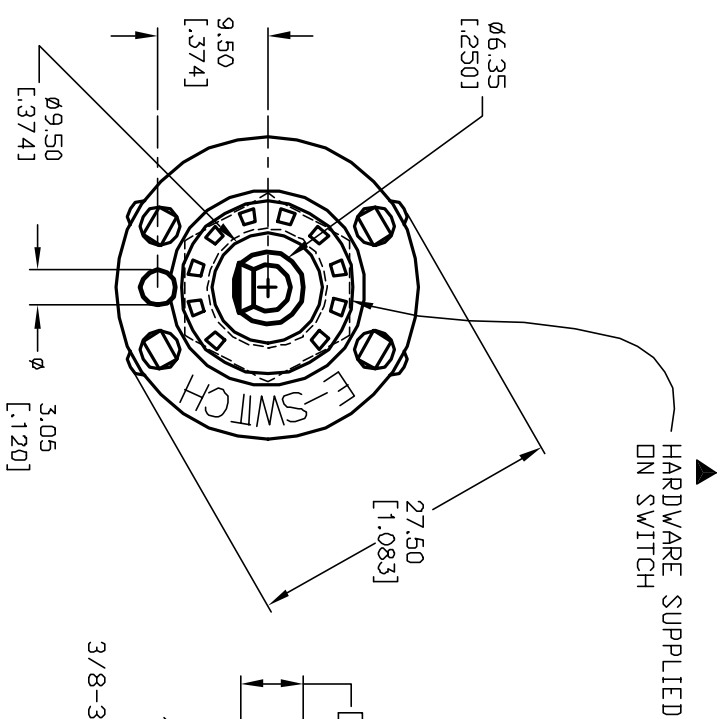
1. ALL DIMENSION IN MM [INCH]
2. GENERAL TOLERANCE: $X.X=\pm 0.4$
 $X.XX=\pm 0.25$
3. TERM. NOS. FOR REF. ONLY
4. CONTACT RATING SWITCHING: 150mA, 250V AC/DC
350mA, 110V AC/DC
5. OPERATING FORCE: 425 ± 100 CM/STANDARD
6. OPERATING TEMP: -30° to 85° C
7. CIRCUIT SP: 8 POSITIONS, 30° INDEX.
8. DIELECTRIC STRENGTH: 1000V RMS min.@Sea Level
9. DESIGNATE MAJOR DIMENSIONS
10. TIMING: BBM (Non-Shorting) Break Before Make.
11. HARDWARE SUPPLIED ON SWITCH- SEE BELOW
STOP RING, LOCKWASHER, & HEXNUT



CONTACT CONFIGURATION
(SEE NOTE 10)



RECOMMENDED P.C.B. LAYOUT



E-SWITCH®				TITLE			
C	12821	REV DESC PER NEW CATALOG	2/28/03	CJB	SCALE	DATE	DR
B	11512	RELEASED FOR PRODUCTION	5/30/01	CJB	1.5:1	5/30/01	CJB
REV.	ECN No.	DESCRIPTION	DATE	CHKD			DWG
THE INFORMATION CONTAINED IN THIS DOCUMENT IS PROPRIETARY TO E-SWITCH AND IS NOT TO BE COPIED OR TRANSFERRED							REV
							C

Mouser Electronics

Authorized Distributor

Click to View Pricing, Inventory, Delivery & Lifecycle Information:

[E-Switch:](#)

[KC18A9.501NPS](#)