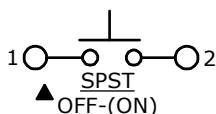


RECOMMENDED PANEL MOUNTING

PANEL THICKNESS	X
0.75-1.25	19.2
1.25-2.00	19.4
2.00-3.00	19.6


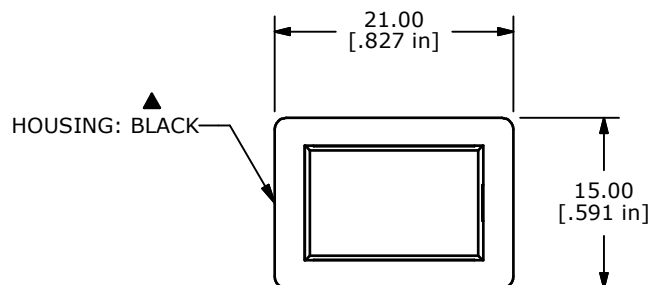


SWITCH FUNCTION	
POS. 1	POS. 2
OFF	(ON)
OPEN	1-2

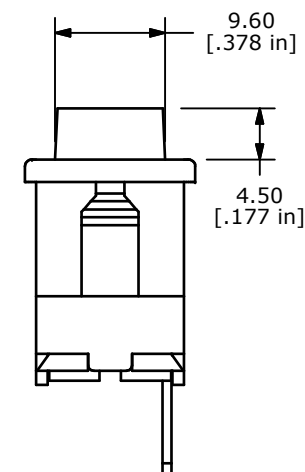
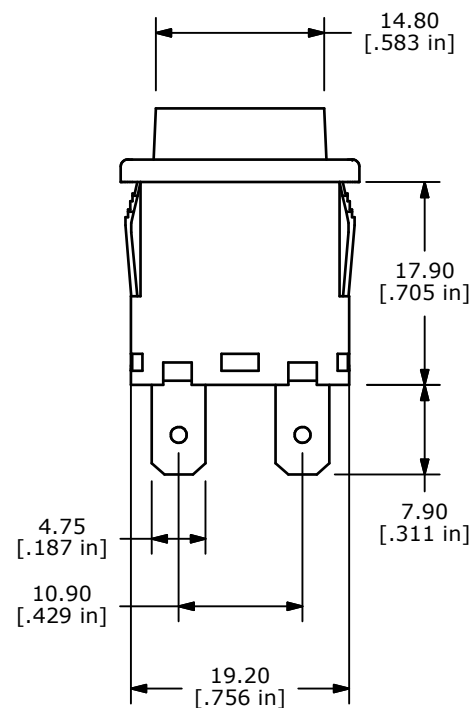
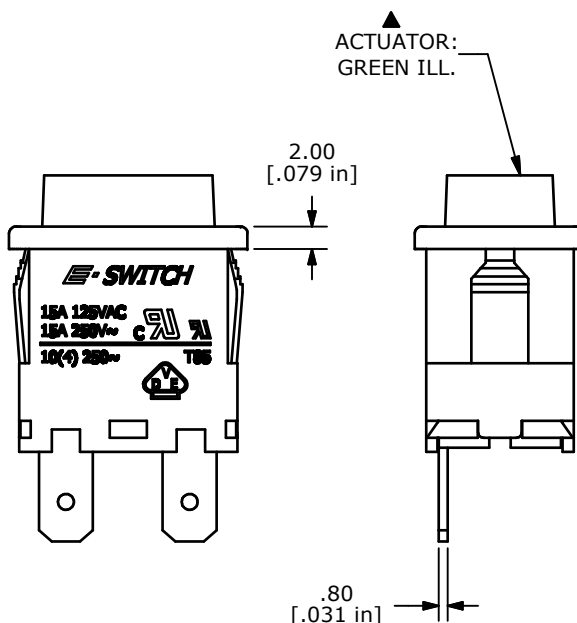
(ON) = MOMENTARY

NOTES:

1. ALL DIMENSIONS IN MM [INCH]
2. GENERAL TOLERANCE: X.X \pm 0.4
X.XX \pm 0.25
3. MECHANICAL LIFE: 30,000
4. ELECTRICAL LIFE: 10,000
5. CONTACT RESISTANCE: 20 mILLI OHMS
6. INSULATION RESISTANCE: 1000 MEGA OHMS
7. OPERATING TEMPERATURE: -10°C TO 55°C
- ▲8. CONTACT RATING: 15A-250 VAC, 125VAC UL APPROVED
10A 250VAC, VDE APPROVED
9. DIELECTRIC STRENGTH: 1500V FOR 1 MIN
10. ▲ DENOTES CRITICAL PARAMETER
11. 2002/95/EC (RoHS) COMPLIANT.
12. OPERATING FORCE: 750 \pm 10grams



ISOMETRIC



TITLE PB1973BBLKGILEF0

B	17722	ADDED NOTE # 12	9/27/07	BF
REV	PCR NO	DESCRIPTION	DATE	BY

THE INFORMATION CONTAINED IN THIS DOCUMENT IS PROPRIETARY
TO E-SWITCH AND IS NOT TO BE COPIED OR TRANSFERRED

SCALE	1.5	DATE	9/27/2007	DR	BF	DWG	M197311	REV	B
-------	-----	------	-----------	----	----	-----	---------	-----	---

Mouser Electronics

Authorized Distributor

Click to View Pricing, Inventory, Delivery & Lifecycle Information:

[E-Switch:](#)

[PB1973BBLKGILEF0](#)