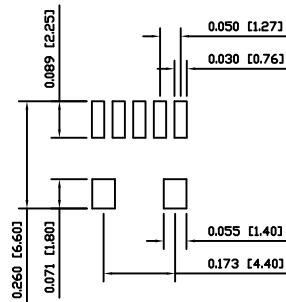


SUGGESTED PCB LAYOUT



SCHEMATIC

| POSITION | TERMINAL | | | |
|----------|----------|---|---|---|
| | 1 | 2 | 4 | 8 |
| 0 | | | | |
| 1 | ● | | | |
| 2 | | ● | | |
| 3 | ● | | ● | |
| 4 | | ● | | ● |
| 5 | ● | | ● | |
| 6 | | ● | ● | ● |
| 7 | ● | | ● | |
| 8 | | | | ● |
| 9 | ● | | | ● |

● CLOSED (Connected to C)

SPECIFICATIONS

FUNCTION:
1P10T

RATINGS:
Switching: 25mA 24VDC
Steady: 100mA 50VDC

OPERATING FORCE:
200gfc

CONTACT RESISTANCE:
Initial: 100mΩ Max.
After Life: 200mΩ Max.

INSULATION RESISTANCE:
100MΩ Min. at 100VDC

DIELECTRIC STRENGTH:
250VAC For 1 Minute

CAPACITANCE:
5pF Max.

SHOCK RESISTANCE:
Mil-Std. 202F, Method 213B
Gravity: 50G, 11msec.
Direction: 6 Sides
Times: 3 Each Direction

VIBRATION RESISTANCE:
Mil-Std. 202F, Method 201A
Frequency: 10-55-10Hz/1 Minute
Direction: X, Y, Z
Time: 2 Hours Each Direction

ELECTRICAL LIFE:
10,000 Steps

TEMPERATURE:
Storage: -40°C to 85°C
Operation: -30°C to 80°C

APPROVALS:
RoHS LEAD FREE
COMPLIANT PROCESS COMPATIBLE

COLORS

ACTUATOR:
White

MARKING COLOR:
Black

PACKAGING

PACKAGING TYPE:
Tube

TUBE QUANTITY:
65 Pieces

MATERIALS

BASE:
High-Temp Thermoplastic Nylon, UL94 V-0

COVER:
Nickel Silver

ACTUATOR:
High-Temp Thermoplastic Nylon, UL94 V-0

INNER SEAL:
Silicone Rubber

OUTER SEAL:
Silicone Rubber

SPRING PLATE:
Steel

CONTACT PLATE:
Stainless Steel

CONTACTS:
Gold Over Nickel Plated Copper Alloy



TERMINALS:
Gold Plated Brass

| | | | |
|----------------|------|----------|-----|
| ACTUATOR | B | 09/07/23 | CAB |
| BODY | A | 09/07/14 | CAB |
| MATERIALS | A | 09/07/14 | CAB |
| PACKAGING | A | 09/07/14 | CAB |
| SPECIFICATIONS | A | 09/07/14 | CAB |
| REFERENCE | REV. | DATE | BY |

THE INFORMATION CONTAINED IN THIS DOCUMENT IS PROPRIETARY TO E-SWITCH AND IS NOT TO BE COPIED OR TRANSFERRED

| | | | | |
|------|-----------------------------------|----------|----------|----------|
| B | ACTUATOR MARKING SLIGHTLY ALTERED | PCRD0046 | 09/07/23 | CAB |
| A | INITIAL RELEASE | NA | NA | CAB |
| REV. | DESCRIPTION | PCR | DATE | DRAWN BY |

| | |
|--------------------|----------------------|
| DIMENSIONS | INCHES [MILLIMETERS] |
| GENERAL TOLERANCES | ±0.008 [±0.2] / ±1° |
| SCALE | DRAWING NOT TO SCALE |

| | | | |
|---|--|---|----------|
|  E-SWITCH® | |  | |
| DR75-AMSF-10R-B | | | |
| DRAWING NUMBER | | DATE | REVISION |
| 06-DR75AMSF10RB | | JULY 23, 2009 | B |

Mouser Electronics

Authorized Distributor

Click to View Pricing, Inventory, Delivery & Lifecycle Information:

[E-Switch:](#)

[DR75-AMSF-10R-B](#)