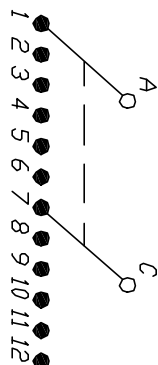
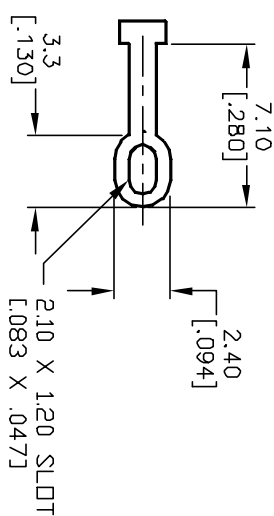


NOTES:

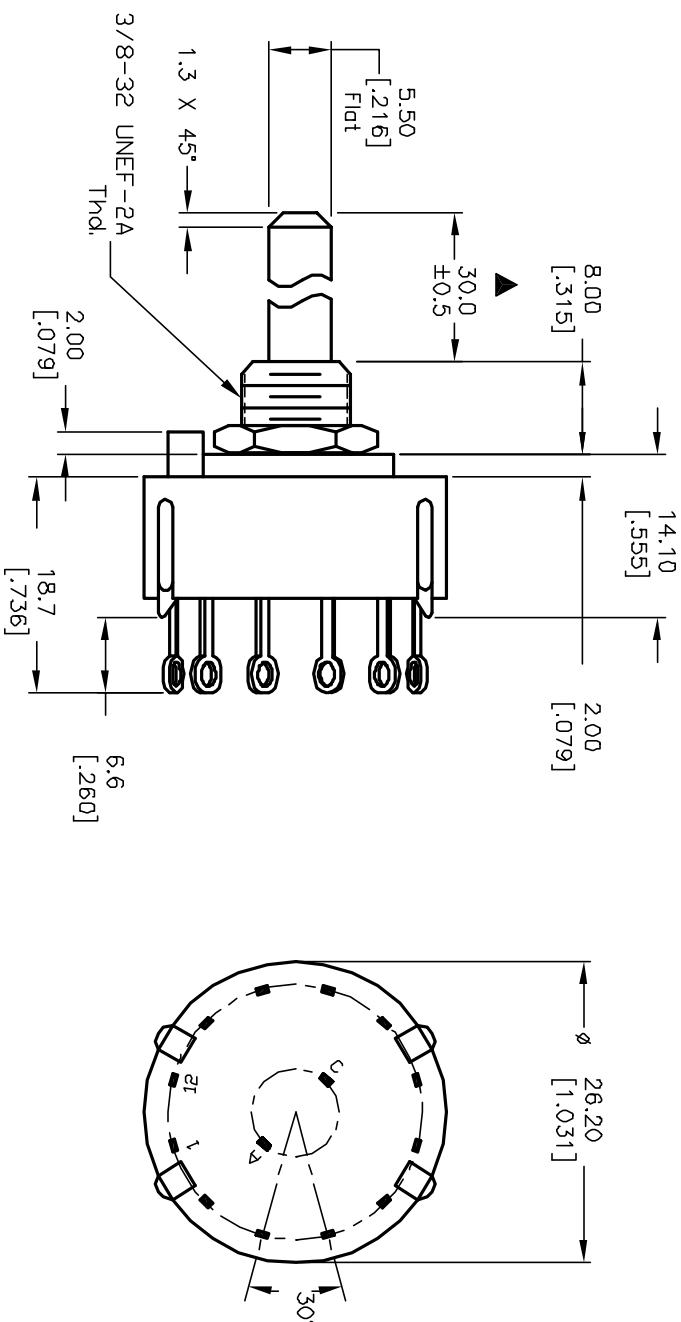
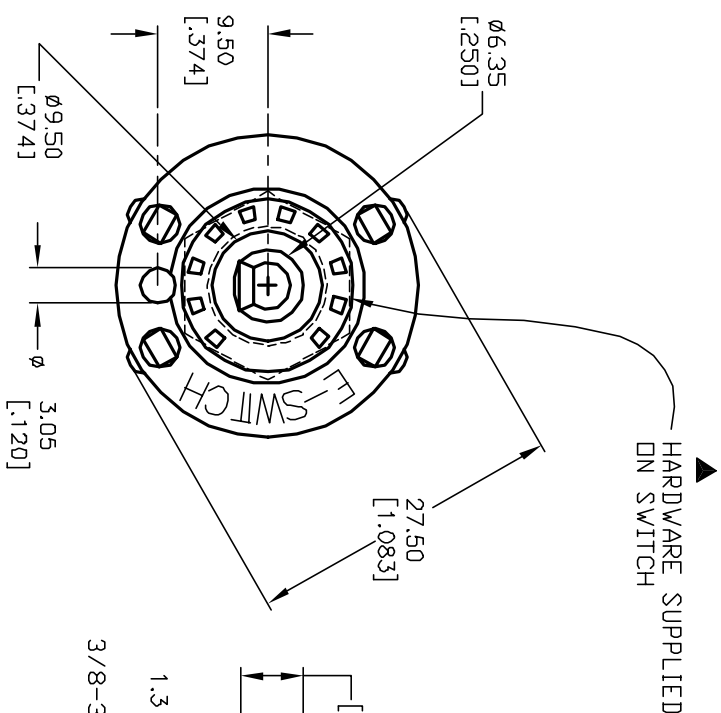
1. ALL DIMENSION IN MM [INCH]
2. GENERAL TOLERANCE: $X.X = \pm 0.4$
 $X.XX = \pm 0.25$
3. TERM. NOS. FOR REF. ONLY
4. CONTACT RATING SWITCHING: 150mA, 250V AC/DC
350mA, 110V AC/DC
5. CONTACT RATING (NON-SWITCHING) 5A
6. OPERATING FORCE: 425 ± 100 CM/STANDARD
7. OPERATING TEMP: -30° to 85°C
8. CIRCUIT DP, 6 POSITIONS, 30° INDEX.
9. DIELECTRIC STRENGTH 1000V RMS min. @ SEA LEVEL
10. DESIGNATE MAJOR DIMENSIONS
11. HARDWARE SUPPLIED ON SWITCH - SEE BELOW
STOPRING, LOCKWASHER, & HEXNUT
13. ▲ DENOTES CRITICAL PARAMETER.



CONTACT CONFIGURATION
(M.B.B.)



TERMINATION DETAIL
SCALE 2X



E-SWITCH®			
TITLE			
KC26A30.001SL S			
A	12959	RELEASED FOR PRODUCTION	3/25/03
REV.	ECN No.	DESCRIPTION	DATE
THE INFORMATION CONTAINED IN THIS DOCUMENT IS PROPRIETARY TO E-SWITCH AND IS NOT TO BE COPIED OR TRANSFERRED			
SCALE 1.5:1			
DATE 3/25/03			
DR AR			
DWG G510551			
REV A			

Mouser Electronics

Authorized Distributor

Click to View Pricing, Inventory, Delivery & Lifecycle Information:

[E-Switch:](#)

[KC26A30.001SLS](#)