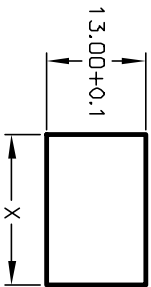
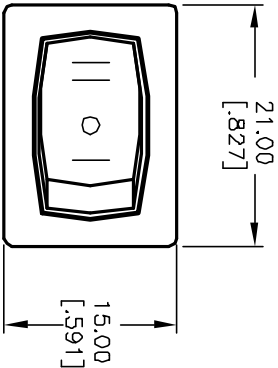
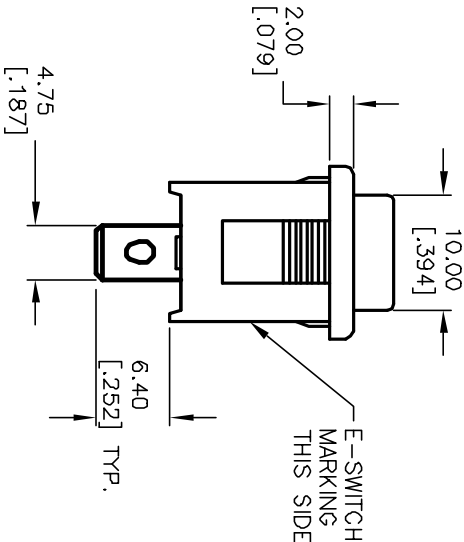
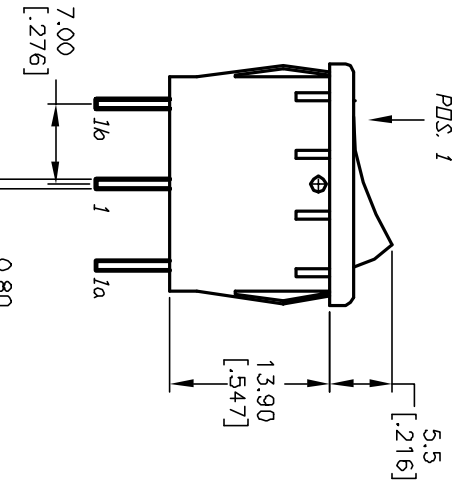


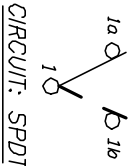
PANEL THICKNESS	X
0.75-1.25	[.030-.049] 19.2 [.756]
1.25-2.0	[.049-.079] 19.4 [.764]
2.0-3.0	[.079-.118] 19.8 [.780]



PANEL CUTOUT



SWITCH FUNCTION			
PDS. 1	PDS. 2	PDS. 3	
DN	OFF	DN	
1a-1	OPEN	1-1b	



CIRCUIT: SPDT

NOTES:

1. ALL DIMENSIONS IN MM [INCH]
2. GENERAL TOLERANCE: X,X=±0.4 X,XX=±0.25
3. TERMINAL NUMBERS FOR REF. ONLY.
4. RATING: 15A @ 125VAC OR 6A @ 250VAC
5. MECHANICAL LIFE: 15,000 cycles
6. ELECTRICAL LIFE: 10,000 cycles
7. INSULATION RESISTANCE: >1000 Mega Ω
8. CONTACT RESISTANCE: <20 Mega Ω
9. DIELECTRIC STRENGTH: >1500 V 1 minute >3000 V between poles

E-SWITCH®

TITLE		SCALE		DATE		DR		DWG		REV	
R1966D BLK BLK B F		1.5:1		2/22/96		MM		M309301		B	
REV. 11662		ECN No.		REVISD PART DESCRIPTION		DATE		CHKD		THE INFORMATION CONTAINED IN THIS DOCUMENT IS PROPRIETARY TO E-SWITCH AND IS NOT TO BE COPIED OR TRANSFERRED	
B		11662		12/6/01		CJB					
REV.		ECN No.		DESCRIPTION		DATE		CHKD			

Mouser Electronics

Authorized Distributor

Click to View Pricing, Inventory, Delivery & Lifecycle Information:

[E-Switch:](#)

[R1966DBLKBLKBF](#)