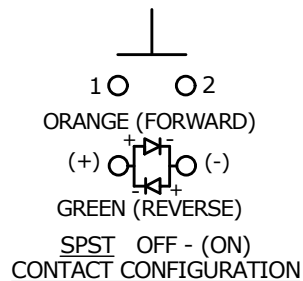


▲ SWITCH FUNCTION

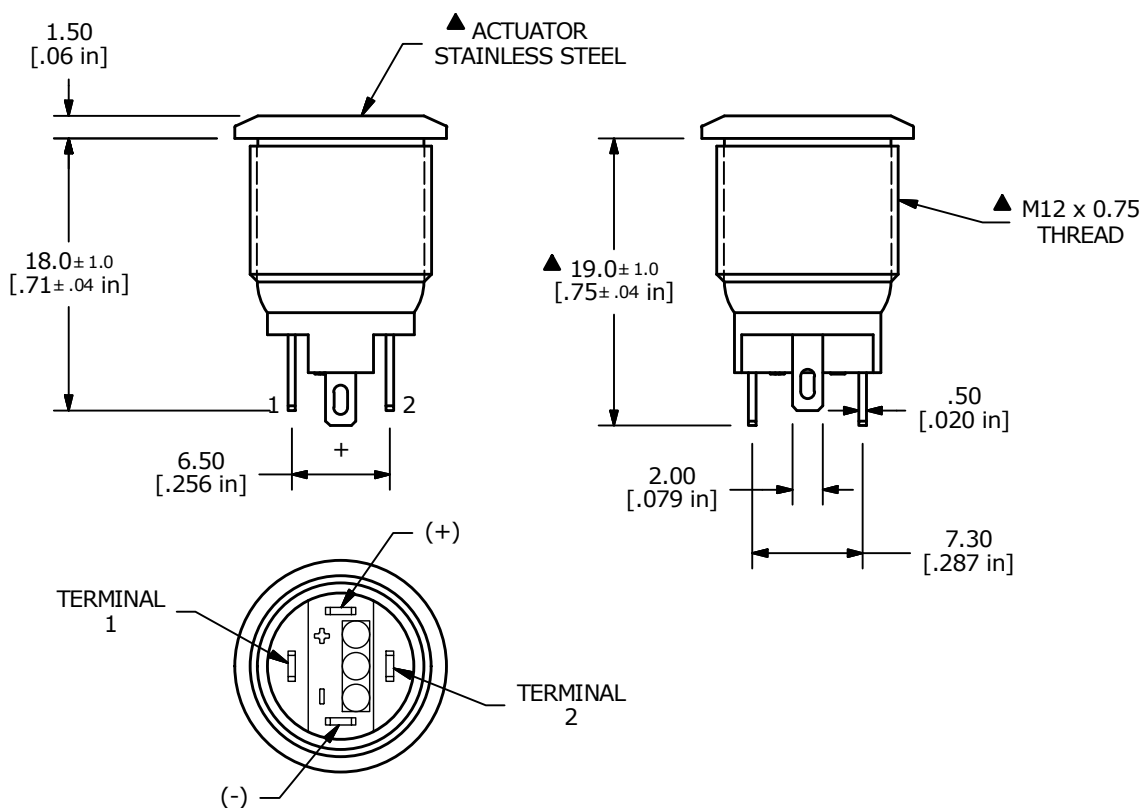

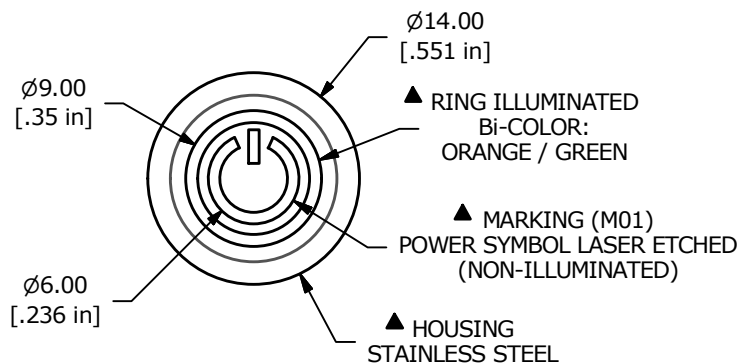
POS. 1	POS. 2
OFF	(ON)
OPEN	1-2

(ON) = MOMENTARY



NOTE:

- ALL DIMENSIONS IN MM [INCH]
- GENERAL TOLERANCE: X.X = ± 0.4
X.XX = ± 0.25
- TERMINAL NOS. FOR REF. ONLY
- RATING: 2A @ 36VDC
- CONTACT RESISTANCE: 50m Ω MAX. @ 1A 12VDC
- INSULATION RESISTANCE: 1,000M Ω @ 500VDC
- DIELECTRIC STRENGTH: 2,000VAC MIN. FOR 1 MINUTE
- ELECTRICAL LIFE: 200,000 CYCLES
- CONTACT MATERIAL: SILVER
- OPERATING TEMPERATURE: -20°C to 55°C
- INGRESS PROTECTION: IP65
- LED VOLTAGE: 1.8V 20mA (Forward), 2.8V 20mA (Reverse)
- ▲ DENOTES CRITICAL PARAMETER
- 2011/65/EU (ROHS) COMPLIANT
- HARDWARE INCLUDED: HEX NUT AND O-RING (NOT SHOWN)



A	23267	NEW RELEASE	3/15/18	MJR
REV	PCR NO	DESCRIPTION	DATE	BY

THE INFORMATION CONTAINED IN THIS DOCUMENT IS PROPRIETARY
TO E-SWITCH AND IS NOT TO BE COPIED OR TRANSFERRED

TITLE PV0F240SS-3K1-M01

SCALE 2:1

DATE 3/15/2018

DR MJR

DWG 52-PV0F240SS3K1M01

REV A

Mouser Electronics

Authorized Distributor

Click to View Pricing, Inventory, Delivery & Lifecycle Information:

[E-Switch:](#)

[PV0F240SS-3K1-M01](#)