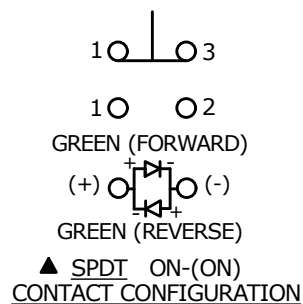


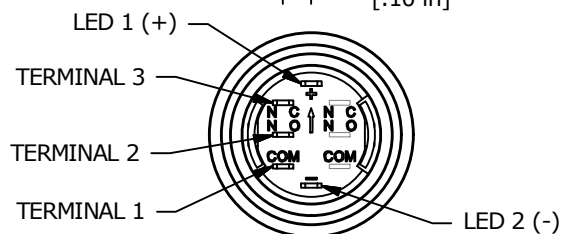
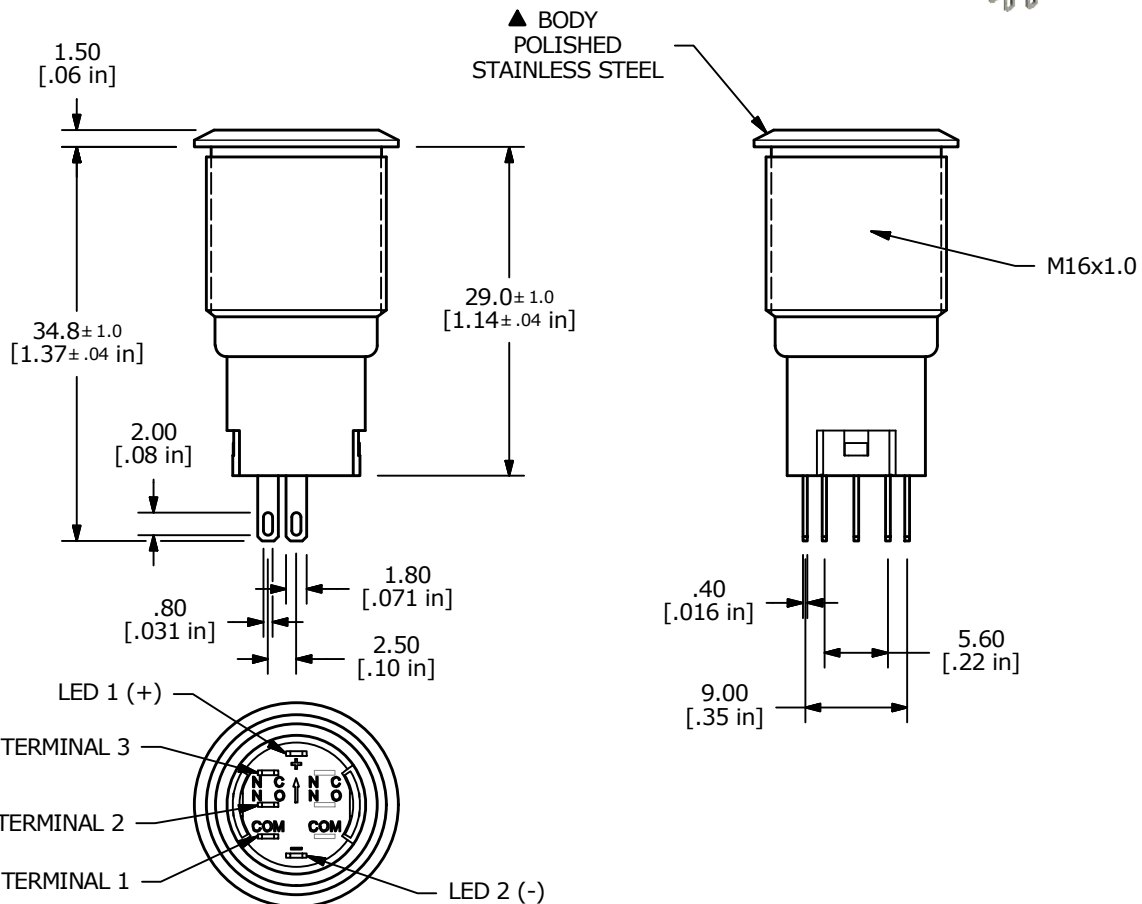
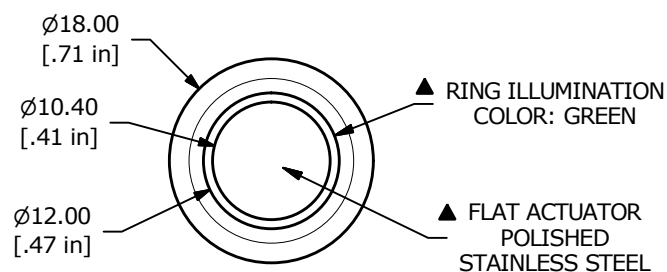
SWITCH FUNCTION	
POS. 1	POS. 2
ON	(ON)
1-3	1-2

(ON) = MOMENTARY



NOTE:

1. ALL DIMENSIONS IN MM [INCH]
2. GENERAL TOLERANCE: X.X = ± 0.4
X.XX = ± 0.25
3. TERMINAL NUMBERS FOR REF ONLY
- ▲ 4. CONTACT MATERIAL: SILVER
5. RATING: 2A 48VDC
6. ELECTRIC LIFE: 50,000 MAKE-AND-BREAK CYCLES AT FULL LOAD.
7. INSULATION RESISTANCE: 1,000 M Ω MIN.
8. DIELECTRIC STRENGTH: 2,000 VAC MIN. FOR 1 MINUTE
9. CONTACT RESISTANCE: 50m Ω MAX. @ 1A 12VDC
10. OPERATING TEMP.: -20°C to 55°C
11. ▲ DENOTES CRITICAL PARAMETER.
- ▲ 12. HARDWARE SUPPLIED: O-RING AND HEXNUT
- ▲ 13. INGRESS RATING: IP67
- ▲ 14. LAMP VOLTAGE: 24V



D	23617	update +/- Terminals	4/17/19	MW
C	23360	UPDATED RATING TO 2A 48VDC	5/14/18	MJR
B	22883	UPDATED RATING TO 1A 24VDC	6/9/17	MJR
REV	PCR NO	DESCRIPTION	DATE	BY

THE INFORMATION CONTAINED IN THIS DOCUMENT IS PROPRIETARY
TO E-SWITCH AND IS NOT TO BE COPIED OR TRANSFERRED



TITLE PV3WF2B0SS-335

SCALE 3:2	DATE 8/8/2014	DR EBP	DWG 52-PV3WF2B0SS335	REV D
--------------	------------------	-----------	-------------------------	----------

Mouser Electronics

Authorized Distributor

Click to View Pricing, Inventory, Delivery & Lifecycle Information:

[E-Switch:](#)

[PV3WF2B0SS-335](#)