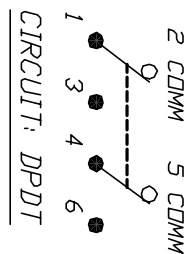
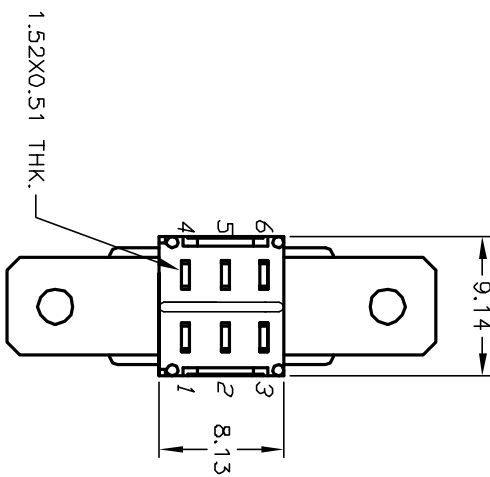
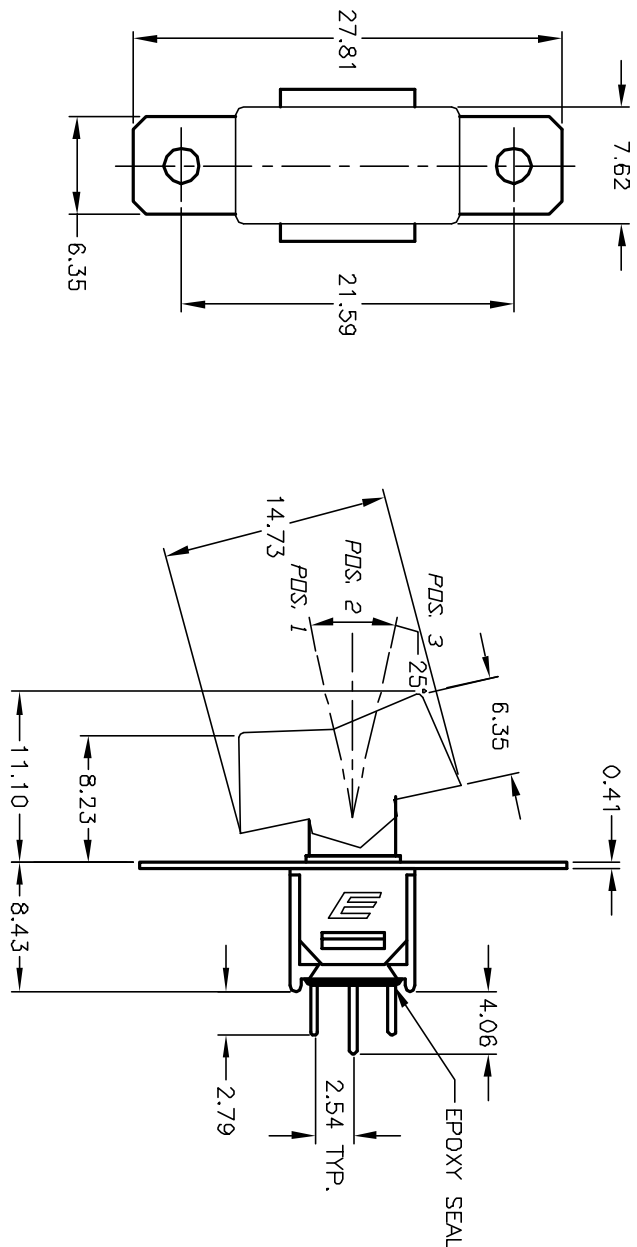


RECOMMEND PANEL MOUNTING



CONTACT CONFIGURATION

SWITCH FUNCTION		
PDS. 1	PDS. 2	PDS. 3
DN	OFF	DN
2-3,5-6	OPEN	2-1,5-4



NOTES:

1. ALL DIMENSIONS IN MM
2. GENERAL TOLERANCE: X.X=±0.4
X.XX=±0.25
3. TERM. NOS. FOR REFERENCE ONLY.
4. RATING: 3 Amps @120 VAC or 28 VDC; 1 Amp @250 VAC.

TITLE		400MDP3R1WHTM1QF		E-SWITCH®	
A	12972	RELEASED FOR PRODUCTION	3/28/03	AR	
REV.	ECN No.	DESCRIPTION	DATE	CHKD	
THE INFORMATION CONTAINED IN THIS DOCUMENT IS PROPRIETARY TO E-SWITCH AND IS NOT TO BE COPIED OR TRANSFERRED					
SCALE		DATE	DR	DWG	REV
2:1		3/28/03	AR	T427000	A

Mouser Electronics

Authorized Distributor

Click to View Pricing, Inventory, Delivery & Lifecycle Information:

[E-Switch:](#)

[400MDP3R1WHTM1QE](#)