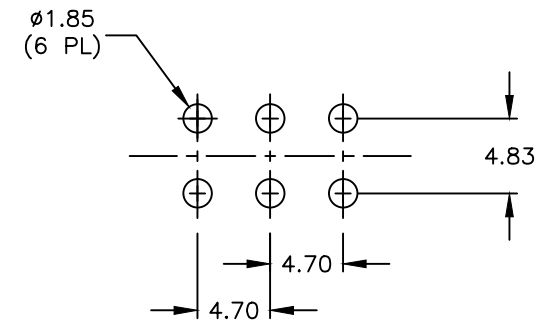
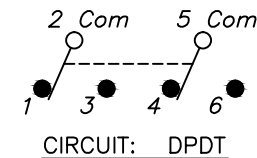
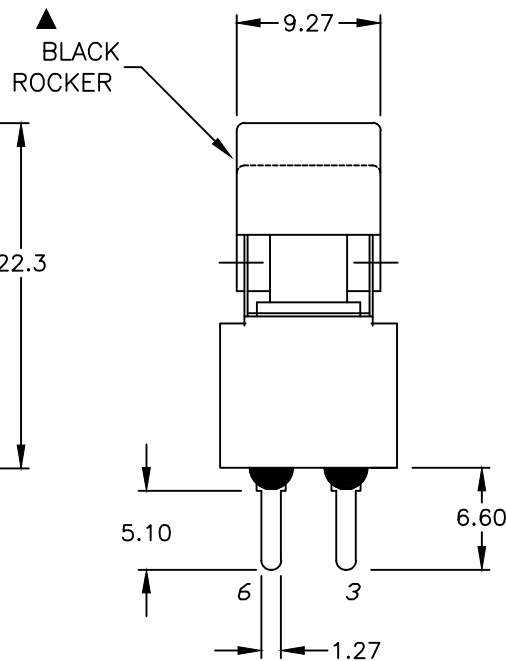
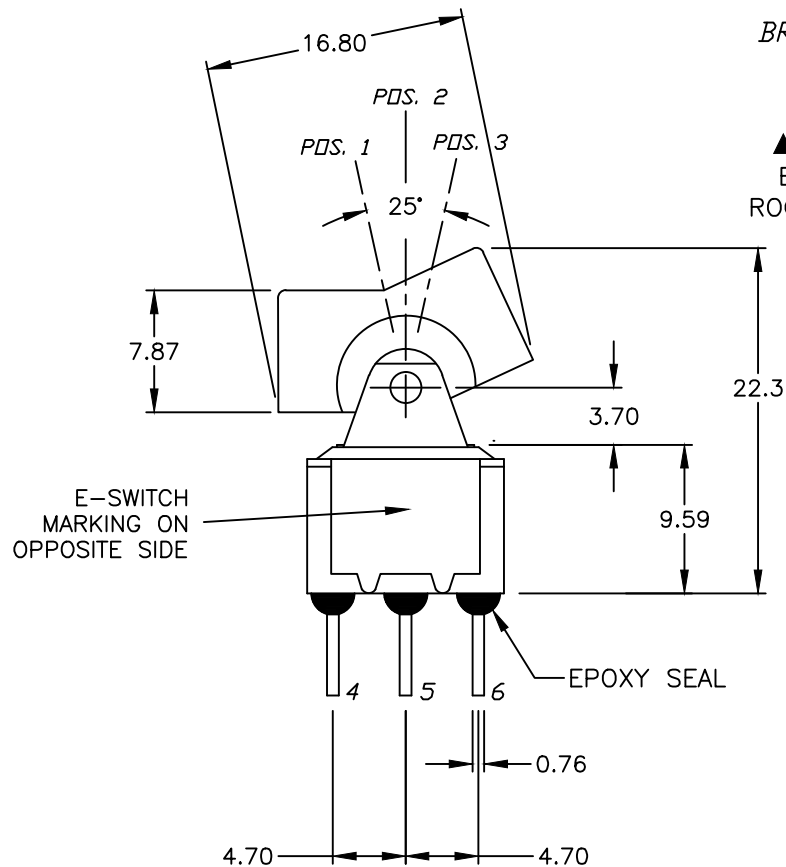


BOTTOM VIEW
BRACKET CROPPED
FOR CLARITY



RECOMMENDED PANEL MOUNTING



CIRCUIT: DPDT

SWITCH FUNCTION		
PDS. 1	PDS. 2	PDS. 3
ON	NONE	ON
2-3,5-6	OPEN	2-1,5-4

NOTES:

1. ALL DIMENSIONS IN MM [INCH]
2. GENERAL TOLERANCE: X.X=±0.4
X.XX=±0.25
3. TERM. NOS. FOR REF. ONLY
4. RATING: 5A @120VAC OR 28VDC
2A @250VAC
- ▲ 5. MATERIAL: FIXED TERMINAL & MOVING CONTACT
Copper Alloy w/Silver Plate
SWITCH SUPPORT: Brass Tin Plated.
6. CONTACT RESISTANCE: 10mILLI Ohms max initial
@2-4VDC, 100mA for AG & AU
7. ELECTRICAL LIFE: 50,000 make-and-break
cycles at full load.
8. INSULATION RESISTANCE: 1,000M ohm min.
9. DIELECTRIC STRENGTH: 1000V RMS @sea level
10. OPERATING TEMP.: -30°C to +85°C



B	23193	Update Drawing	1/29/18	MW
A	13638	RELEASED FOR PRODUCTION	12/4/03	AR
REV.	ECN No.	DESCRIPTION	DATE	CHKD

THE INFORMATION CONTAINED IN THIS DOCUMENT
IS PROPRIETARY TO E-SWITCH AND IS
NOT TO BE COPIED OR TRANSFERRED

TITLE

300DP1J1M2QE

SCALE

2:1

DATE

12/4/03

DR

AR

DWG

T321010

REV

B

Mouser Electronics

Authorized Distributor

Click to View Pricing, Inventory, Delivery & Lifecycle Information:

[E-Switch:](#)

[300DP1J1M2QE](#)