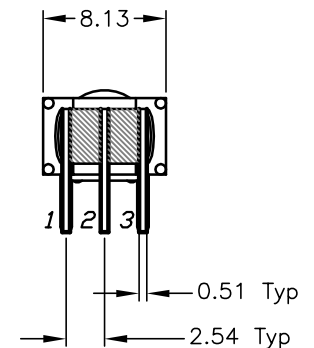
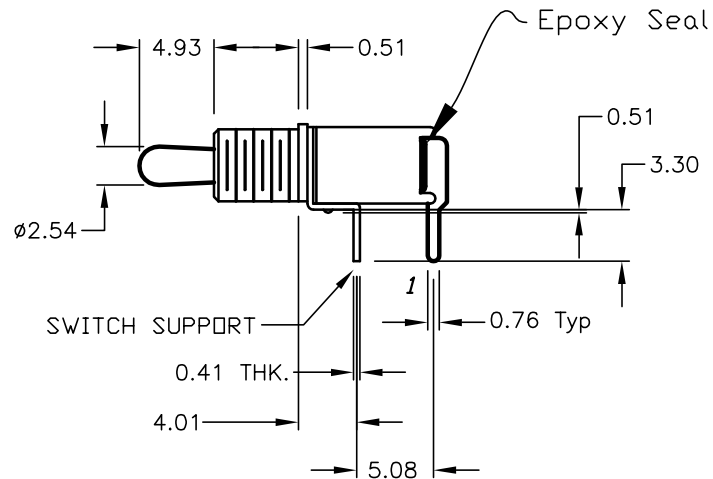
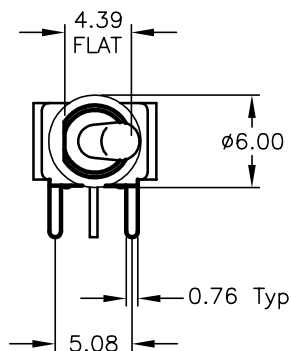
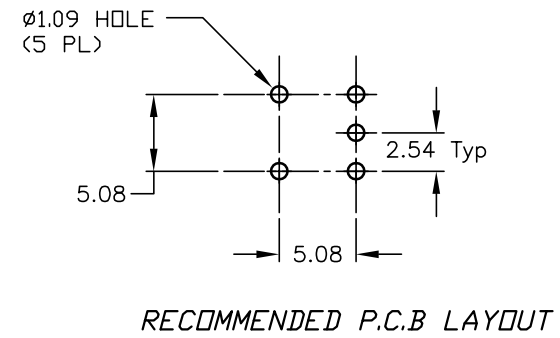
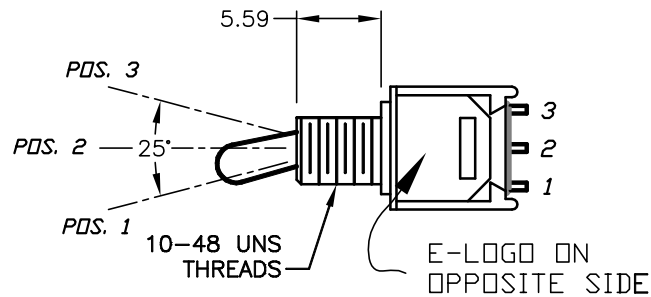


CIRCUIT: SPDT

SWITCH FUNCTION		
PDS. 1	PDS. 2	PDS. 3
<ON>	OFF	<ON>
2-3	OPEN	2-1

&lt;ON&gt; = MOMENTARY



## NOTES:

- ALL DIMENSIONS IN MM
- GENERAL TOLERANCE: X.X=±0.4  
X.XX=±0.25
- TERM. NOS. FOR REF. ONLY
- CONTACT RATING: 3A@ 120VAC. OR 28VDC:  
1A@ 250VAC.
- FIXED TERMINAL & MOVING CONTACT: Cu alloy w/ Silver plate
- ELECTRIC LIFE: 30,000 make-and-break cycles  
at full load.
- INSULATION RESISTANCE: 1,000 M ohm min.
- DIELECTRIC STRENGTH: 1,000 V RMS @sea level.
- OPERATING TEMP.: -30°C to 85°C

**E-SWITCH®**

TITLE

200MSP4T2B1M6QE

SCALE

2:1

DATE

5/18/04

DR

AR

DWG

T211049

REV

A

THE INFORMATION CONTAINED IN THIS DOCUMENT  
IS PROPRIETARY TO E-SWITCH AND IS  
NOT TO BE COPIED OR TRANSFERRED

A	14009	RELEASED FOR PRODUCTION	5/18/04	AR
REV.	ECN No.	DESCRIPTION	DATE	CHKD

# Mouser Electronics

Authorized Distributor

Click to View Pricing, Inventory, Delivery & Lifecycle Information:

[E-Switch:](#)

[200MSP4T2B1M6QE](#)