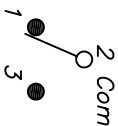
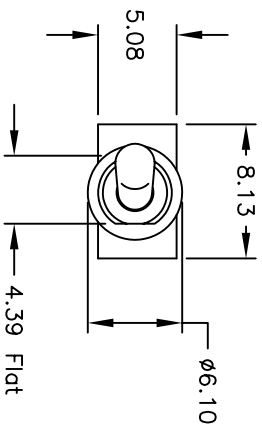


RECOMMENDED P.C.B. LAYOUT



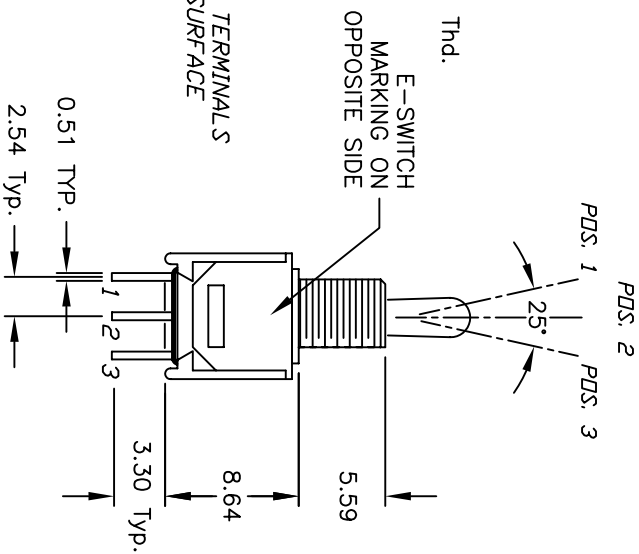
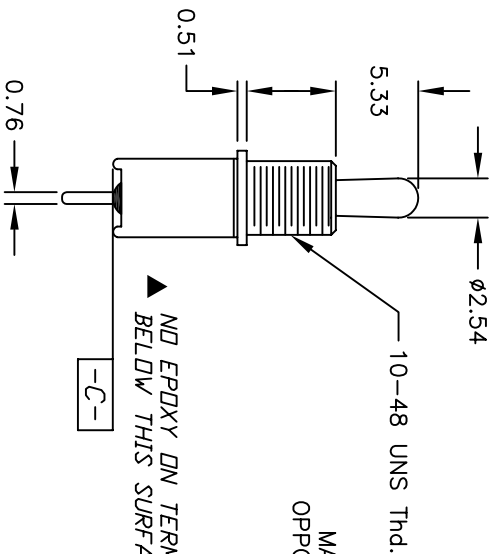
CIRCUIT: SPDT
CONTACT CONFIGURATION

SWITCH FUNCTION		
PDS. 1	PDS. 2	PDS. 3
<DN>	OFF	<DN>
2-3	OPEN	2-1

() = MOMENTARY

NOTES:

1. ALL DIMENSIONS IN MM
2. GENERAL TOLERANCE: X.X=±0.4
X.XX=±0.25
3. TERM. NOS. FOR REF. ONLY
4. CONTACT RATING: 3A @120VAC OR 28VDC, 1A @250VAC
5. ELECTRIC LIFE: 30,000 make-and-break cycles
at full load.
6. INSULATION RESISTANCE: 1,000 M ohm min.
7. DIELECTRIC STRENGTH: 1,000 V RMS @sea level.
8. OPERATING TEMP. -30°C to 85°C
9. DESIGNATE MAJOR DIMENSION ▲



E-SWITCH®

REV.	ECN No.	DESCRIPTION	DATE	CHKD
A	11370	RELEASED FOR PRODUCTION	4/2/01	CJB

TITLE				
200 MSP-4 T2 B1 M2 Q E				
SCALE	DATE	DR	DWG	REV
2:1	4/2/01	CJB	T211071	A

THE INFORMATION CONTAINED IN THIS DOCUMENT
IS PROPRIETARY TO E-SWITCH AND IS
NOT TO BE COPIED OR TRANSFERRED

Mouser Electronics

Authorized Distributor

Click to View Pricing, Inventory, Delivery & Lifecycle Information:

[E-Switch:](#)

[200MSP4T2B1M2QE](#)