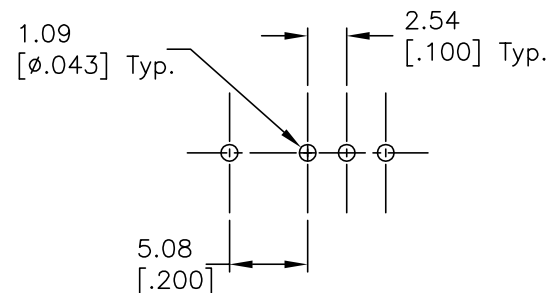


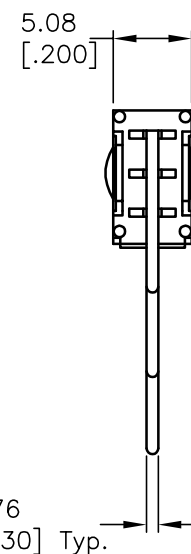
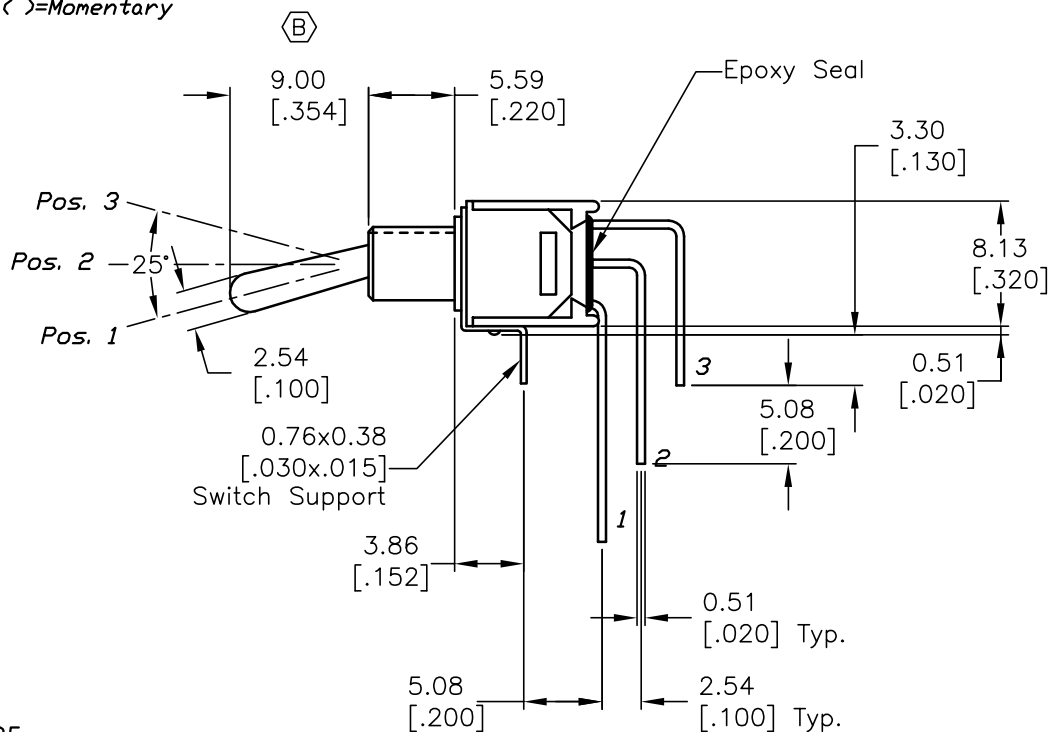
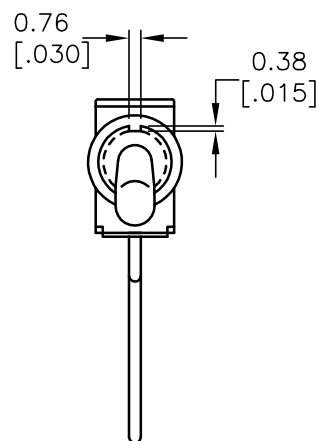
CIRCUIT: SPDT  
CONTACT CONFIGURATION

SWITCH FUNCTION		
POS. 1	POS. 2	POS. 3
ON	OFF	ON
2-3	OPEN	2-1

( ) = Momentary



RECOMMEND P.C.B. LAYOUT



NOTES:

1. ALL DIMENSIONS IN MM [INCH]
2. GENERAL TOLERANCE: 0.0=±0.4  
0.00=±0.25
3. TERM. NOS. FOR REF. ONLY
4. RATING: 3A @120VAC or 28VDC; 1A @250VAC.
5. FIXED TERM. MOVING CONTACT: Silver plated Copper alloy
6. ELECTRICAL LIFE: 30,000 make-and-break cycle  
at full load.
7. DIELECTRIC STRENGTH: 1,000 V RMS @sea level.
8. OPERATING TEMP.: -30°C to 85°C

**E-SWITCH®**

B	14465	CORRECT ACTUATOR	11/8/04	AR
A	10333	RELEASED FOR PRODUCTION		
REV.	ECN No.	DESCRIPTION	DATE	CHKD

THE INFORMATION CONTAINED IN THIS DOCUMENT  
IS PROPRIETARY TO E-SWITCH AND IS  
NOT TO BE COPIED OR TRANSFERRED

<b><i>E-SWITCH®</i></b>				
TITLE <i>200MSP4T1B4M7QE</i>				
SCALE <i>2:1</i>	DATE <i>8/26/99</i>	DR <i>MM</i>	DWG <i>T211050</i>	REV <i>B</i>

# Mouser Electronics

Authorized Distributor

Click to View Pricing, Inventory, Delivery & Lifecycle Information:

[E-Switch:](#)

[200MSP4T1B4M7QE](#)