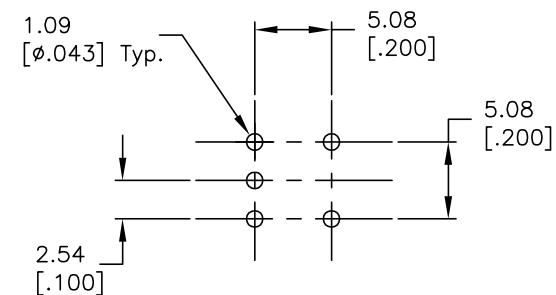
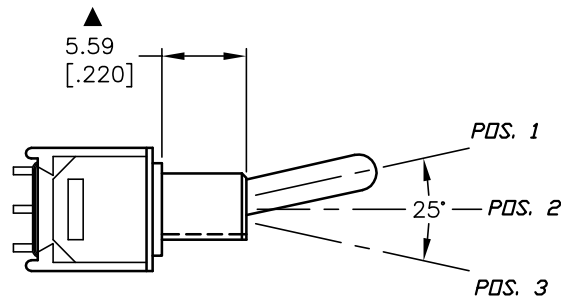


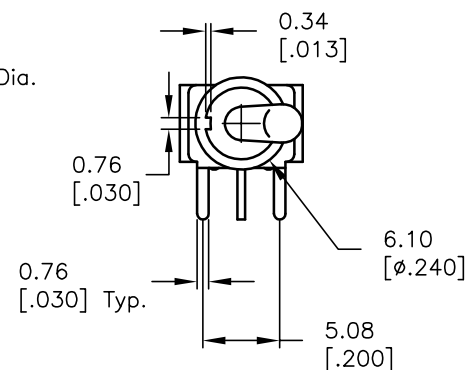
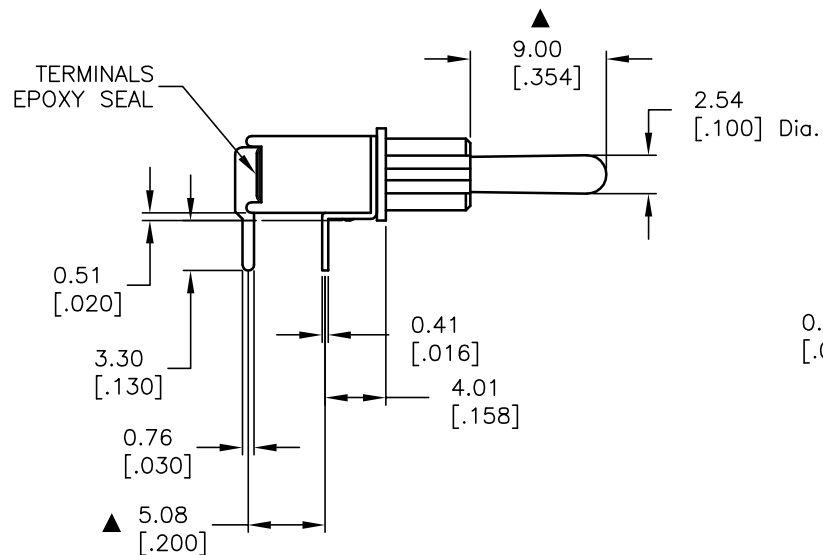
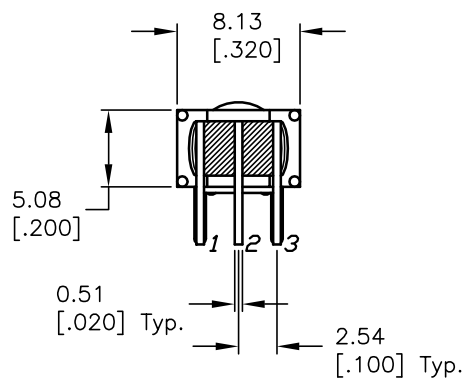
CIRCUIT: SPDT  
CONTACT CONFIGURATION

SWITCH FUNCTION		
PDS. 1	PDS. 2	PDS. 3
<ON>	OFF	<ON>
2-3	OPEN	2-1

<ON> = MOMENTARY



RECOMMEND P.C.B. LAYOUT



# NOTES:

1. ALL DIMENSIONS IN MM [INCH]
2. GENERAL TOLERANCE: 0.0=±0.4  
0.00=±0.25
3. TERM. NOS. FOR REF. ONLY
4. CONTACT MATERIAL: BRASS WITH SILVER PLATE
5. RATING: 3AMPS @ 120VAC OR 28VDC; 1AMP @250VAC
6. OPERATING TEMP: -30°C TO +85°C
7. MECHANICAL LIFE: 30,000 MAKE-AND-BREAK CYCLES
8. ▲ DENOTES CRITICAL PARAMETER.

**E-SWITCH®**

TITLE

200MSP4T1B4M6QE

SCALE

2:1

DATE

8/18/04

DR

AR

DWG

T214004

REV

A

THE INFORMATION CONTAINED IN THIS DOCUMENT  
IS PROPRIETARY TO E-SWITCH AND IS  
NOT TO BE COPIED OR TRANSFERRED

A	14247	RELEASED FOR PRODUCTION	8/18/04	AR
REV.	ECN No.	DESCRIPTION	DATE	CHKD

# Mouser Electronics

Authorized Distributor

Click to View Pricing, Inventory, Delivery & Lifecycle Information:

[E-Switch:](#)

[200MSP4T1B4M6QE](#)