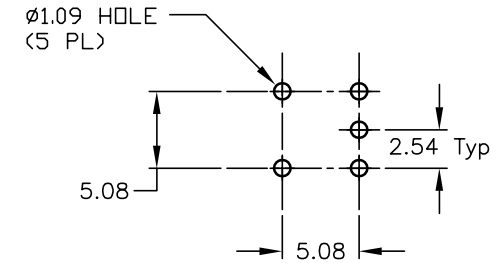
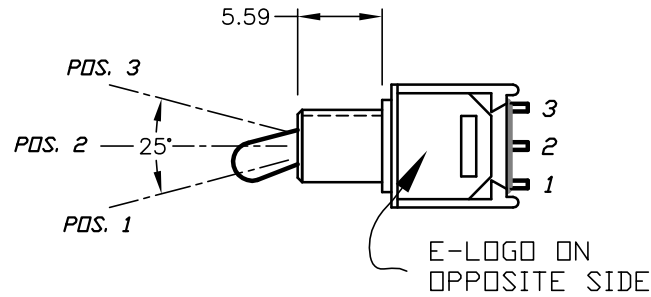
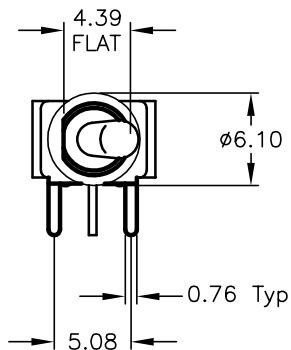
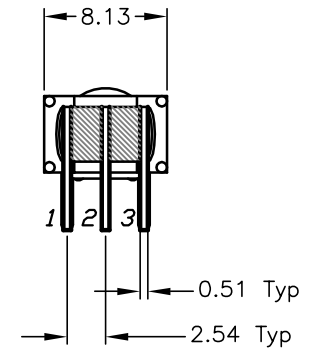
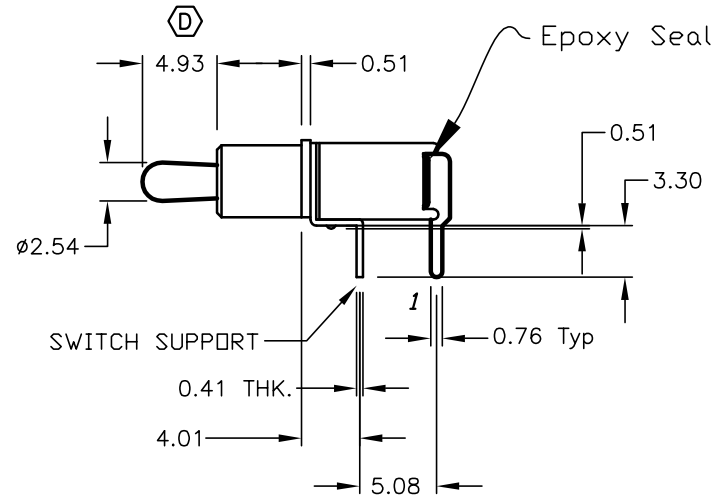


CIRCUIT: SPDT

SWITCH FUNCTION		
PDS. 1	PDS. 2	PDS. 3
ON	NONE	ON
2-3	OPEN	2-1



RECOMMENDED P.C.B LAYOUT



## NOTES:

1. ALL DIMENSIONS IN MM
2. GENERAL TOLERANCE: X.X=±0.4  
X.XX=±0.25
3. TERM. NOS. FOR REF. ONLY
4. CONTACT RATING: 0.4(VA) @20V max. (AC or dC)
- ▲ 5. FIXED TERMINAL & MOVING CONTACT:  
Copper Alloy w/Gold plate over Nickel plate.
6. ELECTRIC LIFE: 30,000 make-and-break cycles at full load.
7. INSULATION RESISTANCE: 1,000 M ohm min.
8. DIELECTRIC STRENGTH: 1,000 V RMS @sea level.
9. OPERATING TEMP.: -30°C to 85°C

D	14465	CORRECT ACTUATOR LENGTH	11/8/04	AR
C	12325	REVISED AND REDRAWN	7/23/02	CJB
REV.	ECN No.	DESCRIPTION	DATE	CHKD

THE INFORMATION CONTAINED IN THIS DOCUMENT  
IS PROPRIETARY TO E-SWITCH AND IS  
NOT TO BE COPIED OR TRANSFERRED

**E-SWITCH®**

TITLE

200MSP1T2B2M6RE

SCALE

2:1

DATE

7/23/02

DR

CJB

DWG

T211001

REV

D

# Mouser Electronics

Authorized Distributor

Click to View Pricing, Inventory, Delivery & Lifecycle Information:

[E-Switch:](#)

[200MSP1T2B2M6RE](#)