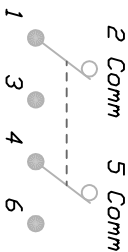
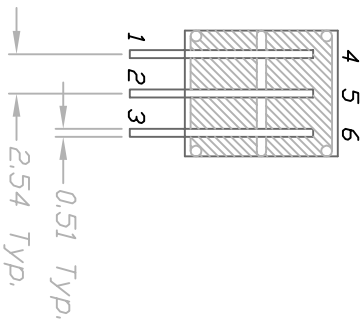
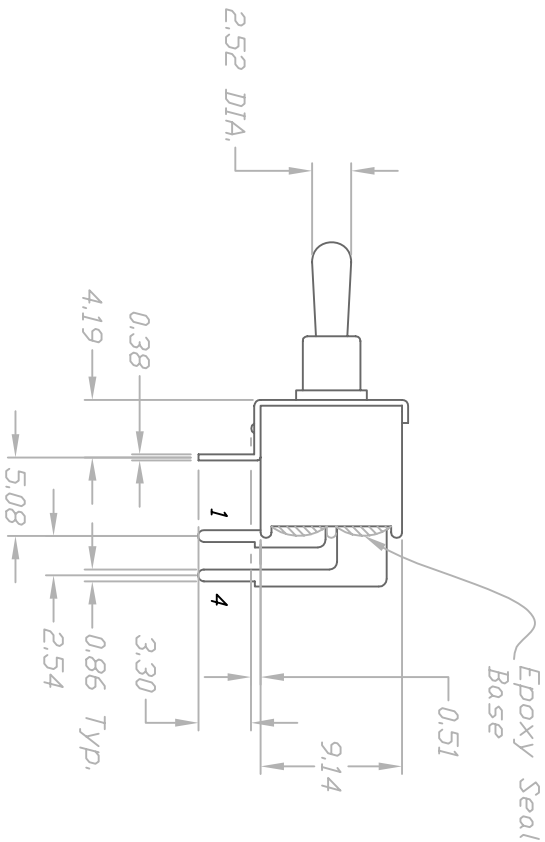


RECOMMEND P.C.B LAYOUT



CIRCUIT: DPDT

CONTACT CONFIGURATION

SWITCH FUNCTION			
PDS. 1	PDS. 2	PDS. 3	
DN	NONE	DN	
2-3,5-6	OPEN	2-1,5-4	

NOTES:

1. ALL DIMENSIONS IN MM
2. TERM. NOS. FOR REF ONLY
3. RATING: 3A @120VAC or 28VDC; 1A @250VAC.



REV.		THE INFORMATION CONTAINED IN THIS DOCUMENT IS PROPRIETARY TO E-SWITCH AND IS NOT TO BE COPIED OR TRANSFERRED		TOLERANCES		TITLE		SCALE		DATE		DR		DWG		REV	
A	RELEASED FOR PRODUCTION			0.0	±0.4	2004 WMDP-1 T2 A1 M6 Q E		2:1		7/24/98		MM		T202101		A	

# Mouser Electronics

Authorized Distributor

Click to View Pricing, Inventory, Delivery & Lifecycle Information:

[E-Switch:](#)

[200AWMDP1T2A1M6QE](#)