






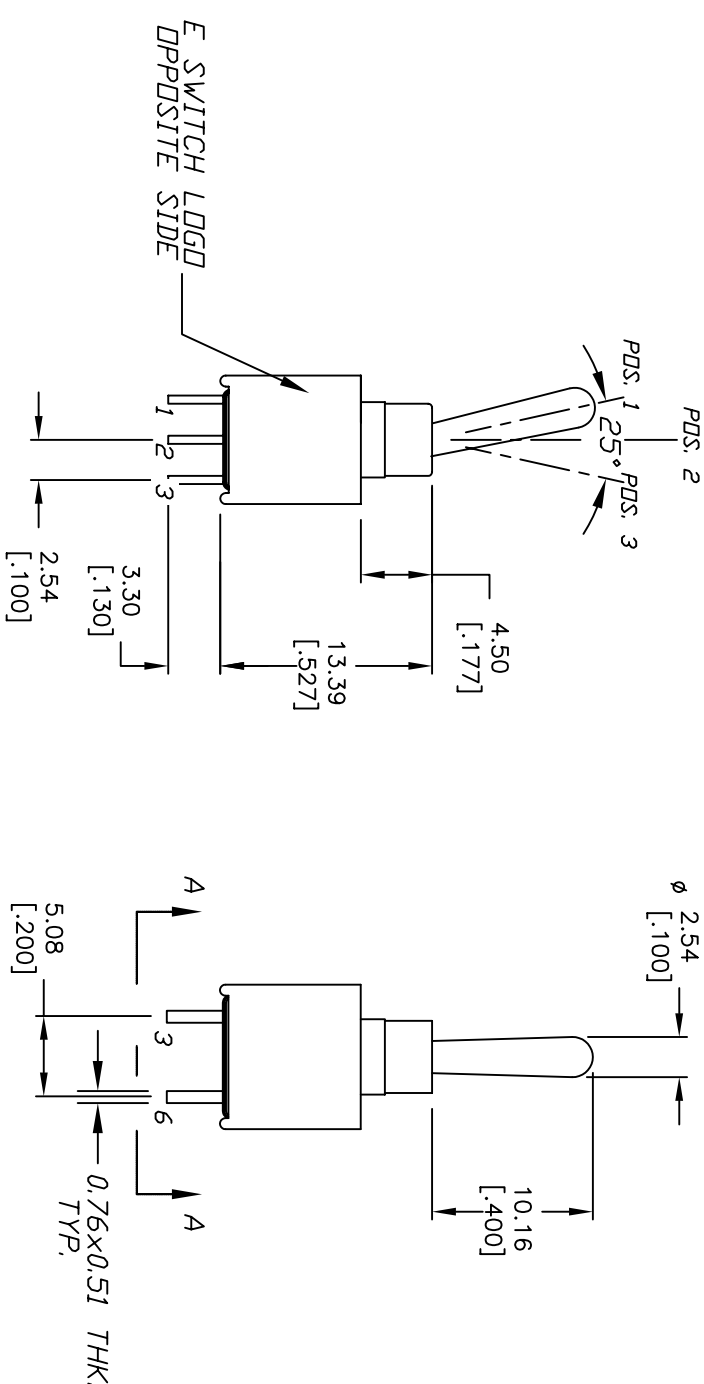
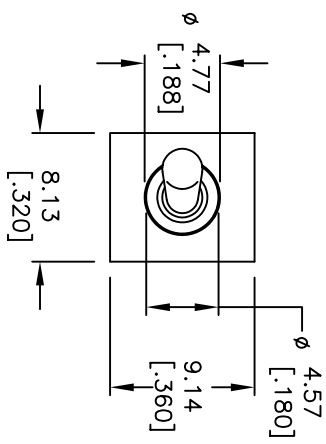
RECOMMENDED P.C.B. LAYOUT



SWITCH FUNCTION		
POS. 1	POS. 2	POS. 3
		
DN	NONE	DN
2-3,5-6	OPEN	2-1,5-4

NOTES:

- | | |
|--|----------------|
| 9. DIELECTRIC STRENGTH: 1000V RMS min. @sea level. | (min. 92.7VDC) |
| 10. OPERATING TEMP.: -30°C to 85°C | |
| 11. 2002/95/EC (ROHS) COMPLIANT | |



B	17018	UPDATED NOTES, ADDED E NOTE	2/21/07	TN
A	11590	RELEASED FOR PRODUCTION	5/30/02	CUB
REV.	ECN No.	DESCRIPTION	DATE	CHKD
THE INFORMATION CONTAINED IN THIS DOCUMENT IS PROPRIETARY TO E-SWITCH AND IS NOT TO BE COPIED OR TRANSFERRED				

TITLE					2004WMDP1T1A1M2RE				
SCALE		DATE		DR		DWG		REV	
2:1		2/21/07		TN		T201200		B	

Mouser Electronics

Authorized Distributor

Click to View Pricing, Inventory, Delivery & Lifecycle Information:

[E-Switch:](#)

[200AWMDP1T1A1M2RE](#)