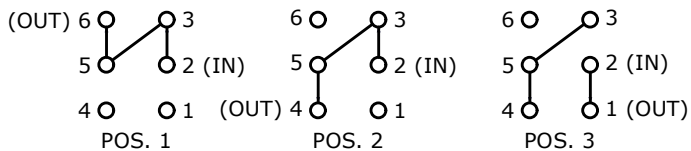
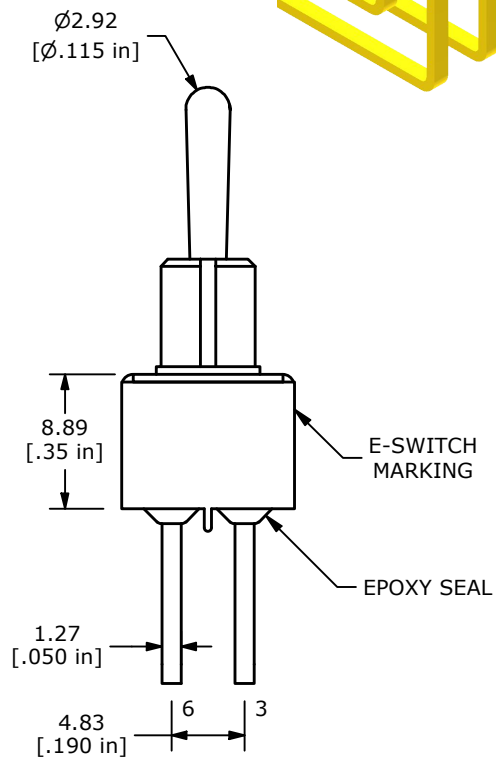
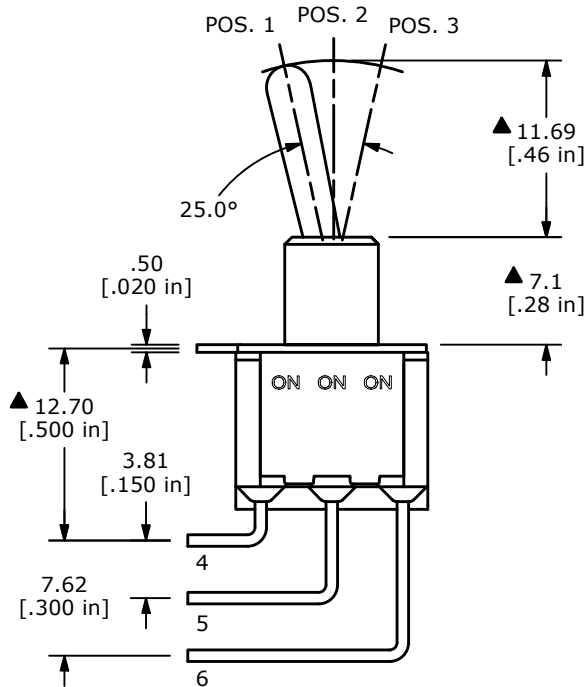


▲ SWITCH FUNCTION		
POS. 1	POS. 2	POS. 3
ON	ON	ON
2-3, 5-6	2-3, 5-4	2-1, 5-4



DPDT 3 WAY CIRCUIT
NOTE: JUMPER PIN 3 TO 5

- NOTE:
1. ALL DIMENSIONS IN MM [INCH]
 2. GENERAL TOLERANCE: X.X=±0.4
X.XX=±0.25
 3. TERMINAL NUMBERS FOR REF ONLY
 4. CONTACT MATERIAL: GOLD
 5. RATING: 0.4 VOLT-AMPS (VA) MAX. @ 20V MAX. (AC OR DC)
 6. ELECTRIC LIFE: 6,000 MAKE-AND-BREAK CYCLES AT FULL LOAD.
 7. INSULATION RESISTANCE: 1,000 MEGA-OHM MIN.
 8. DIELECTRIC STRENGTH: 1,000 V RMS @SEA LEVEL.
 9. OPERATING TEMP.: -40°C to 85°C
 10. ▲ DENOTES CRITICAL PARAMETER.



REV	ECO NO	DESCRIPTION	DATE	BY
E	ECO-102793	100 SERIES UPDATE	08/19/24	MR



OBJECT ID
000024360

TITLE 100DP6T1B4M7RE		SCALE 2:1	DATE 6/15/2004	DR AR	DWG T126009	REV E
-------------------------	--	--------------	-------------------	----------	----------------	----------

Mouser Electronics

Authorized Distributor

Click to View Pricing, Inventory, Delivery & Lifecycle Information:

[E-Switch:](#)

[100DP6T1B4M7RE](#)