


## LOAD CELL SENSOR 1KG



**Weight** 28 g

---

### DESCRIPTION

A loadcell is a small device that is able to weigh the load that is on it. Depending on the load, it provides very small output voltages that needs to be amplified (e.g. using an op-amp or an ADC with a built-in op-amp) in order to be able to do useful things with it. It has two fixed and two variable resistors connected to the Wheatstone bridge.

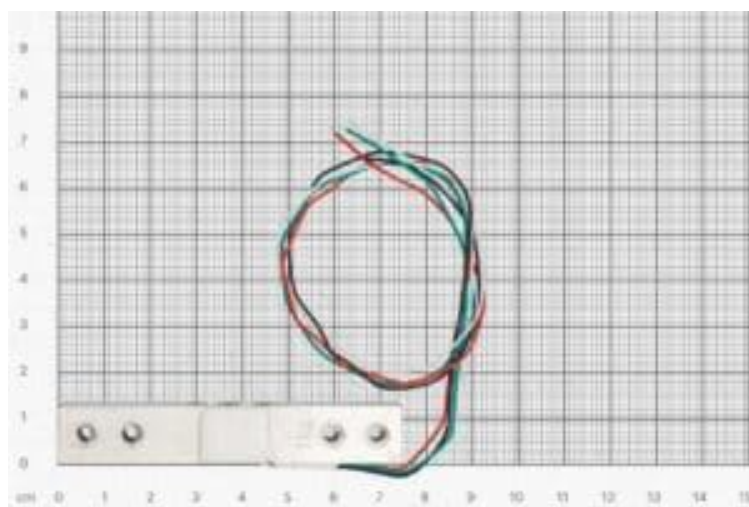


It needs to be connected to the HX711 board so you can read the readings with the Croduino. For more details, see How to Use the Module Tutorial in the upper right corner.

### FEATURES

- Max. load: 1kg
- Voltage: 5V - 10V
- Output:  $2 \pm 0.1$  mV/V
- Black wire -> Input-, Red wire -> Input+, White wire -> Output-, Green wire -> Output+
- Dimensions: 12 x 13 x 75 mm / 0.5" x 0.5" x 3"

### USEFUL LINKS

### OTHER IMAGES



**Weight**

28 g

# Mouser Electronics

Authorized Distributor

Click to View Pricing, Inventory, Delivery & Lifecycle Information:

Soldered:

100382