



SAW Components

SAW RF filter

WLAN

Series/type:	B9430
Ordering code:	B39252B9430M410
Date:	September 02, 2008
Version:	2.1



SAW Components

B9430

SAW RF Filter

2450.0 MHz

Data Sheet



Revision History

Changes compared to previously issued iteration

Issue	Originator	Detailed specification changes	Date
2.0	K. Morozumi	Initial release	Jul. 11, 2007
2.1	K. Morozumi	changed Lg_out, 1.4nH -> 1.5nH	Sep. 02, 2008

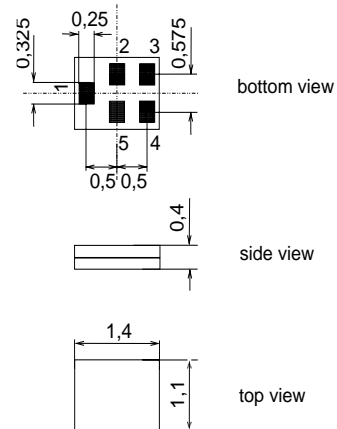
Application

- Low-loss RF filter for WLAN
- Unbalanced to unbalanced operation
- Low insertion attenuation
- Usable passband 100 MHz



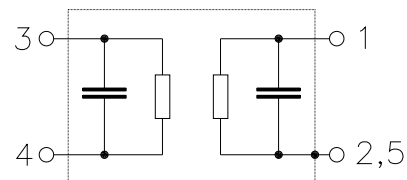
Features

- Package size 1.4 x 1.1 x 0.4 mm³
- Package code QCS51
- RoHS compatible
- Approximate weight 0.003 g
- Package for **Surface Mount Technology (SMT)**
- Ni, gold-plated terminals
- **Electrostatic Sensitive Device (ESD)**



Pin configuration

- 1 Unbalanced input
- 4 Unbalanced output
- 3 Output ground
- 2,5 To be grounded





SAW Components

B9430

SAW RF Filter

2450.0 MHz

Data Sheet



Characteristics

Temperature range for specification: T = +25 °C
 Terminating source impedance: Z_S = 50Ω + matching network
 Terminating load impedance: Z_L = 50Ω + matching network

				min.	typ. @ 25 °C	max.	
Center frequency	f _C			—	2450.0	—	MHz
Maximum insertion attenuation	α _{max}			—	2.2	2.6 ¹⁾	dB
2400.0 ... 2500.0 MHz							
Amplitude ripple (p-p)	Δα			—	0.7	1.2	dB
2400.0 ... 2500.0 MHz							
Input VSWR				—	1.7	2.0	
2400.0 ... 2500.0 MHz							
Output VSWR				—	1.7	2.0	
2400.0 ... 2500.0 MHz							
Attenuation	α						
100.0 ... 960.0 MHz				33	36	—	dB
960.0 ... 1570.0 MHz				32	34	—	dB
1570.0 ... 1580.0 MHz				32	34	—	dB
1580.0 ... 1710.0 MHz				32	34	—	dB
1710.0 ... 1910.0 MHz				32	34	—	dB
1910.0 ... 1980.0 MHz				32	34	—	dB
2110.0 ... 2170.0 MHz				36	40	—	dB
2750.0 ... 3200.0 MHz				15	19	—	dB
3200.0 ... 4900.0 MHz				15	19	—	dB
4900.0 ... 6000.0 MHz				25	29	—	dB

¹⁾ including a pcb loss of 0.2dB



SAW Components

B9430

SAW RF Filter

2450.0 MHz

Data Sheet



Characteristics

Temperature range for specification: $T = -30\text{ °C to }+85\text{ °C}$
 Terminating source impedance: $Z_S = 50\Omega + \text{matching network}$
 Terminating load impedance: $Z_L = 50\Omega + \text{matching network}$

				min.	typ. @ 25 °C	max.	
Center frequency	f_C			—	2450.0	—	MHz
Maximum insertion attenuation	α_{\max}			—	2.5	2.8 ¹⁾	dB
2400.0 ... 2500.0 MHz							
Amplitude ripple (p-p)	$\Delta\alpha$			—	0.8	1.3	dB
2400.0 ... 2500.0 MHz							
Input VSWR				—	1.7	2.0	
2400.0 ... 2500.0 MHz							
Output VSWR				—	1.7	2.0	
2400.0 ... 2500.0 MHz							
Attenuation	α						
100.0 ... 960.0 MHz				33	36	—	dB
960.0 ... 1570.0 MHz				32	34	—	dB
1570.0 ... 1580.0 MHz				32	34	—	dB
1580.0 ... 1710.0 MHz				32	34	—	dB
1710.0 ... 1910.0 MHz				32	34	—	dB
1910.0 ... 1980.0 MHz				32	34	—	dB
2110.0 ... 2170.0 MHz				36	40	—	dB
2750.0 ... 3200.0 MHz				15	19	—	dB
3200.0 ... 4900.0 MHz				15	19	—	dB
4900.0 ... 6000.0 MHz				25	29	—	dB

¹⁾ including a pcb loss of 0.2dB

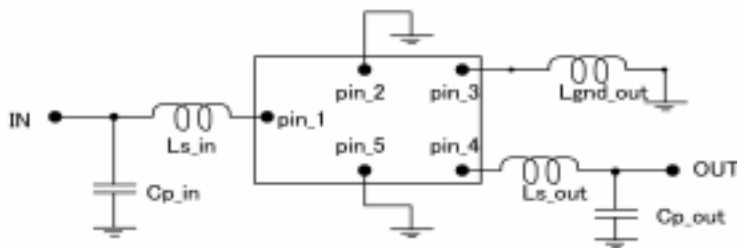


Maximum ratings

Operable temperature range	T	-30/+85	°C	
Storage temperature range	T _{stg}	-40/+85	°C	
DC voltage	V _{DC}	3	V	
ESD voltage	V _{ESD}	50 ¹⁾	V	machine model, 10 pulses
Input power at				
2400.0...2500.0MHz	P _{IN}	24	dBm	CW, +65°C 2000hr
2400.0...2500.0MHz	P _{IN}	27	dBm	CW, +50°C 2000hr

¹⁾ acc. to JESD22-A115A (machine model), 10 negative & 10 positive pulses.

Matching circuit

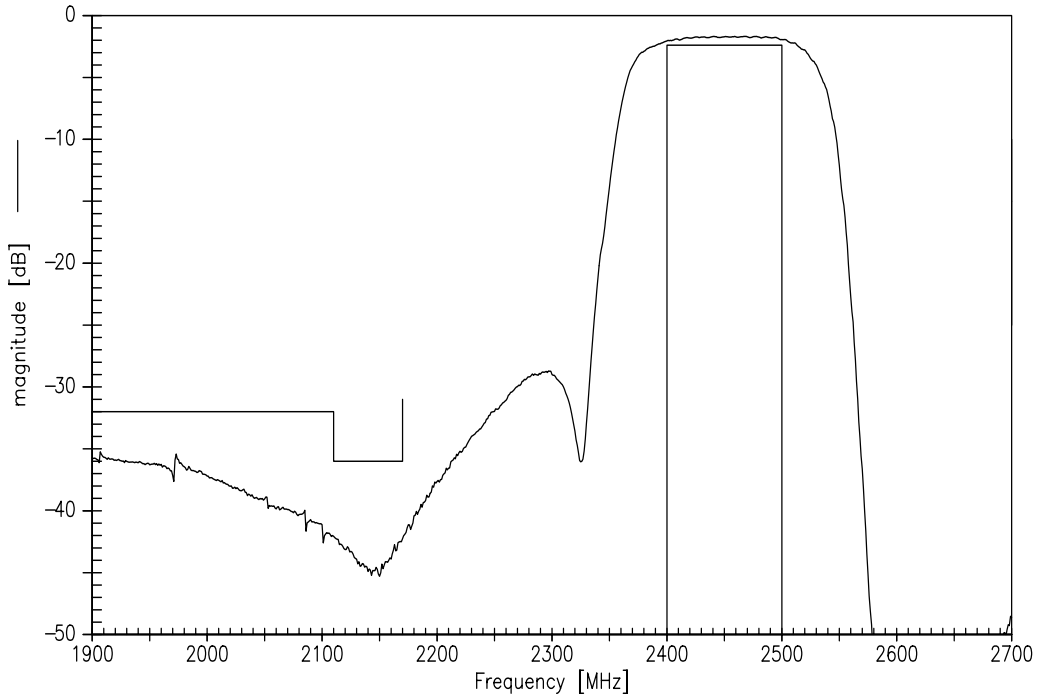


Ls_in = 3.7nH
Cp_in = 1.6pF

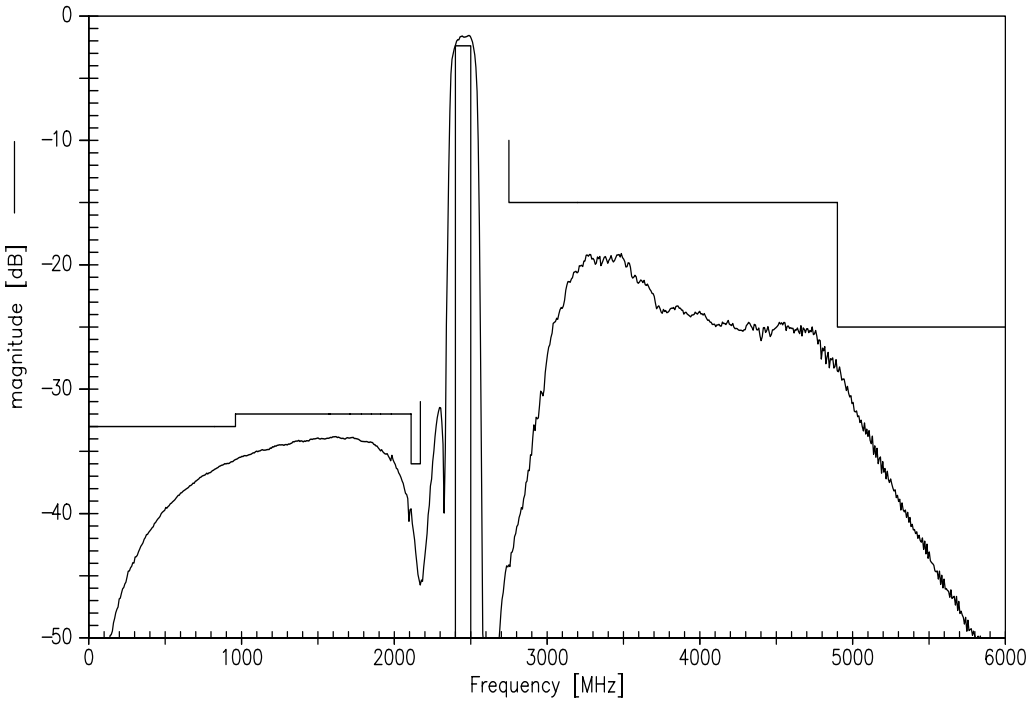
Ls_out = 3.8nH
Cp_out = 1.1pF
Lg_out = 1.5nH



Transfer function



Transfer function (wideband)





SAW Components **B9430**

SAW RF Filter **2450.0 MHz**

Data Sheet



References

Type	B9430
Ordering code	B39252B9430M410
Marking and package	C61157-A8-A3
Packaging	F61074-V8212-Z000
Date codes	L_1126
S-parameters	B9430_NB.s3p B9430_WB.s3p See file header for pin/port assignment
Soldering profile	S_6001
RoHS compatible	defined as compatible with the following documents: "DIRECTIVE 2002/95/EC OF THE EUROPEAN PARLIAMENT AND OF THE COUNCIL of 27 January 2003 on the restriction of the use of certain hazardous substances in electrical and electronic equipment. 2005/618/EC from April 18th, 2005, amending Directive 2002/95/EC of the European Parliament and of the Council for the purposes of establishing the maximum concentration values for certain hazardous substances in electrical and electronic equipment."
Moldability	Before using in overmolding environment, please contact your EPCOS sales office

For further information please contact your local EPCOS sales office or visit our webpage at www.epcos.com .

Published by EPCOS AG
Surface Acoustic Wave Components Division
P.O. Box 80 17 09, 81617 Munich, GERMANY

© EPCOS AG 2008. This brochure replaces the previous edition.

For questions on technology, prices and delivery please contact the Sales Offices of EPCOS AG or the international Representatives.

Due to technical requirements components may contain dangerous substances. For information on the type in question please also contact one of our Sales Offices.

Please read *cautions and warnings and important notes* at the end of this document.



Important notes

The following applies to all products named in this publication:

1. Some parts of this publication contain **statements about the suitability of our products for certain areas of application**. These statements are based on our knowledge of typical requirements that are often placed on our products in the areas of application concerned. We nevertheless expressly point out **that such statements cannot be regarded as binding statements about the suitability of our products for a particular customer application**. As a rule, EPCOS is either unfamiliar with individual customer applications or less familiar with them than the customers themselves. For these reasons, it is always ultimately incumbent on the customer to check and decide whether an EPCOS product with the properties described in the product specification is suitable for use in a particular customer application.
2. We also point out that **in individual cases, a malfunction of electronic components or failure before the end of their usual service life cannot be completely ruled out in the current state of the art, even if they are operated as specified**. In customer applications requiring a very high level of operational safety and especially in customer applications in which the malfunction or failure of an electronic component could endanger human life or health (e.g. in accident prevention or life-saving systems), it must therefore be ensured by means of suitable design of the customer application or other action taken by the customer (e.g. installation of protective circuitry or redundancy) that no injury or damage is sustained by third parties in the event of malfunction or failure of an electronic component.
3. **The warnings, cautions and product-specific notes must be observed.**
4. In order to satisfy certain technical requirements, **some of the products described in this publication may contain substances subject to restrictions in certain jurisdictions (e.g. because they are classed as hazardous)**. Useful information on this will be found in our Material Data Sheets on the Internet (www.epcos.com/material). Should you have any more detailed questions, please contact our sales offices.
5. We constantly strive to improve our products. Consequently, **the products described in this publication may change from time to time**. The same is true of the corresponding product specifications. Please check therefore to what extent product descriptions and specifications contained in this publication are still applicable before or when you place an order. We also **reserve the right to discontinue production and delivery of products**. Consequently, we cannot guarantee that all products named in this publication will always be available. The aforementioned does not apply in the case of individual agreements deviating from the foregoing for customer-specific products.
6. Unless otherwise agreed in individual contracts, **all orders are subject to the current version of the "General Terms of Delivery for Products and Services in the Electrical Industry" published by the German Electrical and Electronics Industry Association (ZVEI)**.
7. The trade names EPCOS, BAOKE, Alu-X, CeraDiode, CSSP, CTVS, DSSP, MiniBlue, MKK, MLSC, MotorCap, PCC, PhaseCap, PhaseMod, SIFERRIT, SIFI, SIKOREL, SilverCap, SIMDAD, SIMID, SineFormer, SIOV, SIP5D, SIP5K, ThermoFuse, WindCap are **trademarks registered or pending** in Europe and in other countries. Further information will be found on the Internet at www.epcos.com/trademarks.

Mouser Electronics

Authorized Distributor

Click to View Pricing, Inventory, Delivery & Lifecycle Information:

[EPCOS:](#)

[B39252B9430M410](#)