

## Ordering Table — Washable Toggle Switches

Designed to be wave soldered along with other Printed Circuit Board Components and withstand associated cleaning processes.

### HOW TO ORDER YOUR DESIGN (Bold Face Type indicates items normally in Distributor Stock)

Following the table from left to right, the designer is able to specify the options wanted. The options are described and illustrated on the following pages.

To determine a part number select the options desired and fill in the boxes in the selection guides illustrated below.

### WashableToggle Switch Selection Guide

Toggle Series		Poles and Throw		Circuit				Lever Options		Lever Finish		Bushing Options		Terminal Type			Contact Material	
		+				+				+				+				

\*Momentary Contact

<sup>1</sup> 2 Pole Only.

<sup>2</sup> Subtract .030 from lever length when using this bushing.

<sup>3</sup> Available on S and M lever options only.

<sup>4</sup> Available only with L3 and L4 lever options only.

<sup>5</sup> Subtract .100 from lever length when using these bushings.

<sup>6</sup> Refer to page 59 for construction detail, wiring and electrical diagrams.

<sup>7</sup> Not available on A, AV2, V30 terminal options.

<sup>8</sup> Same as B, G and Q respectively except terminals brass with tin nickel alloy over nickel plate. Consult plant for availability.

### EXAMPLES:

**WT123M1D9AB** = SPDT toggle switch with an ON-NONE-ON circuit, .270" long lever (see note 2 above) with a bright chrome finish, .280" smooth bushing right angle P.C. terminals with gold/brass contacts.

**WT232S1D1V30G** = DPDT toggle switch with an ON-ON-ON circuit, .510" long lever with a bright chrome finish, .250" smooth bushing, P.C. terminals with support bracket and gold/silver contacts.

### SPECIFICATIONS:

#### Contact Ratings —

Letter codes G and Q — 6 amp at 125 VAC, 3 amp @ 250 VAC (U.L. recognized, CSA certified) or 6 amp at 28 VDC resistive.

Letter codes B and G — 0.5 volt amp (VA) maximum @ 28 V maximum (AC or DC).

**Life Under Load** — 60,000 make-and-break cycles — resistive load only.

**Initial Contact Resistance** — 10 milliohms maximum 3 VDC, 100 ma for both silver and gold plated contacts.

**Insulation Resistance** — 1,000 megohms, min.

**Dielectric Strength** — 1,000 volts rms at sea level.

**Operating Temperature** — -30 degrees C to 85 degrees C.

### MATERIALS:

**Base & Bushing** — Thermoplastic high temperature (UL 94V-O).

**Lever (toggle)** — Brass, chrome plated.

**Support brackets** — Brass or steel tin plated.

#### Switching Contacts and Rockers —

Letter Code B — gold/nickel/brass

Letter Code G — gold/nickel/silver

Letter Code Q — Coin silver

#### Center Terminal

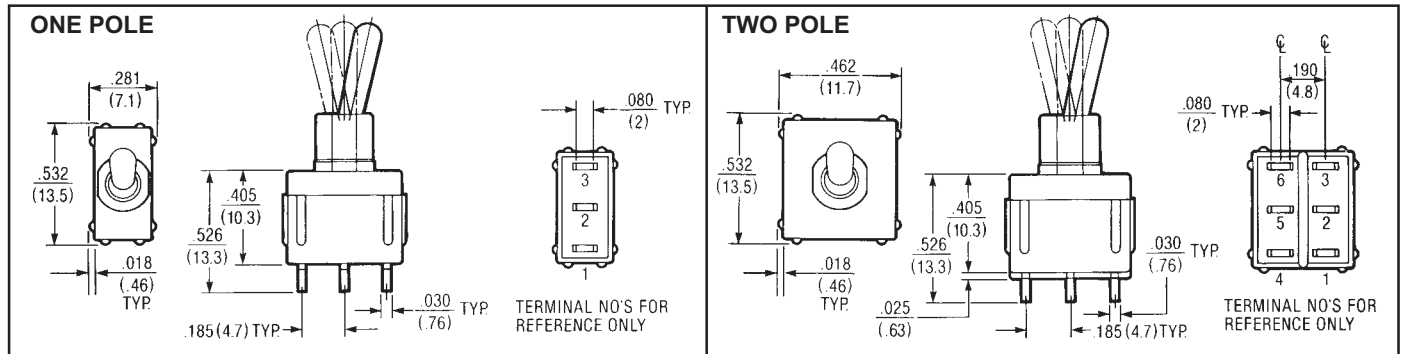
Letter Codes B and G — Gold flash/nickel/brass

Letter Code Q — Silver plated brass.

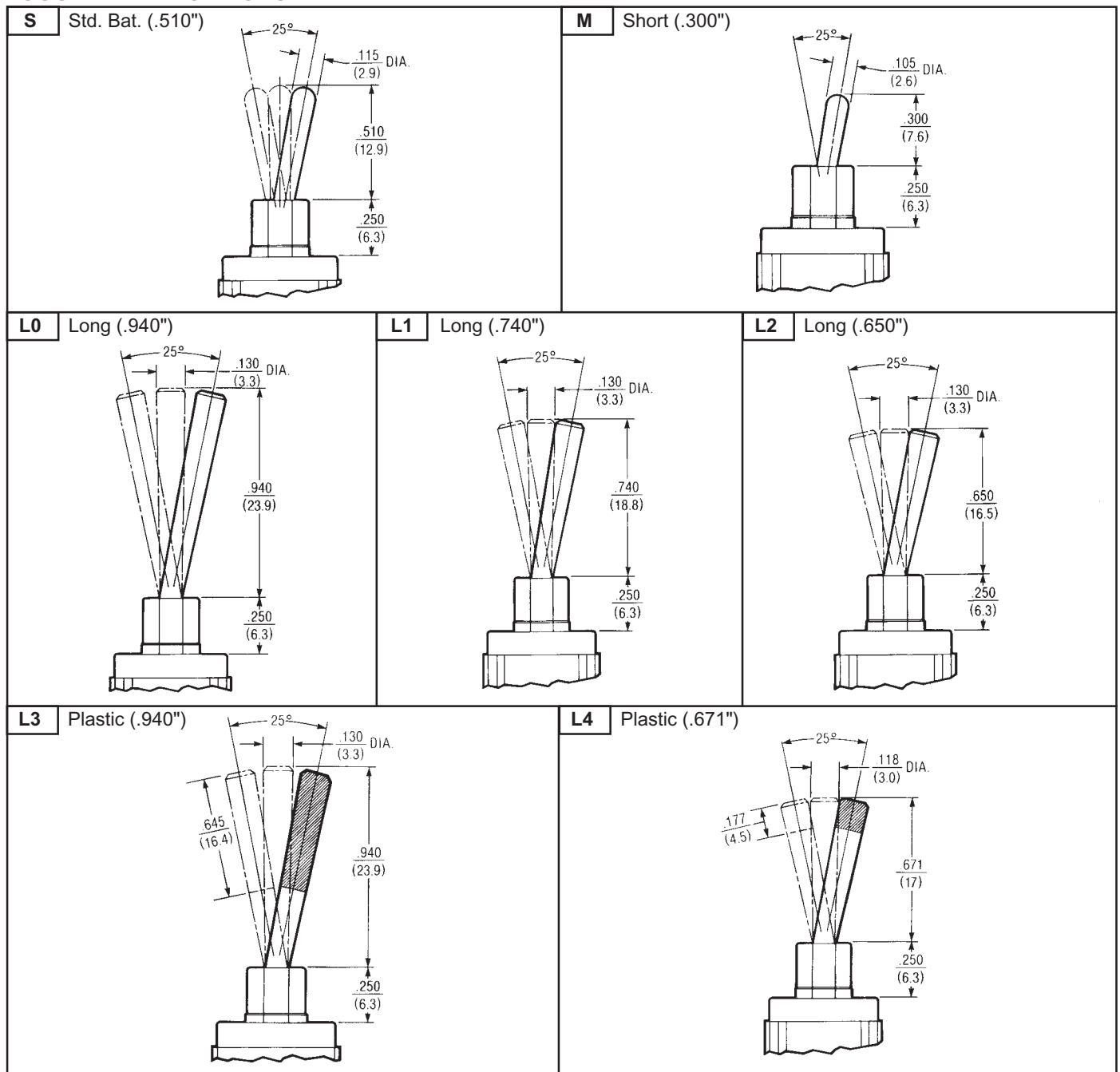
**Hardware** — See pages 55-57.

**Washable Toggle Switches — Base Dimensions and Lever Options**

**APPROXIMATE BASE DIMENSIONS**



**TOGGLE LEVER OPTIONS**



**BUSHING OPTIONS**

<p><b>D1</b> Standard (.250") Smooth</p>	<p><b>D9</b> (.280") Smooth</p>
<p><b>Y</b> (.350") Threaded</p>	<p><b>Y9</b> (.350") Smooth</p>

**TERMINATION OPTIONS**

<p><b>C Printed Circuit</b></p>	<p><b>W Wire-Wrap</b></p>	<p><b>W1 Wire-Wrap</b></p>	<p><b>W3 Wire-Wrap</b></p>	<p><b>W4 Wire-Wrap</b></p>	<p><b>Z Standard</b></p>	<p><b>Z3 Quick Connect</b></p> <p>Mating Receptacle from AMP SPECIAL IND., P.O. Box 984, Paoli, Pa. 19301 Amp P/N single piece 61454 series, strip from 60900</p>
---------------------------------	---------------------------	----------------------------	----------------------------	----------------------------	--------------------------	---

NOTE: Wire-Wrap is a registered trademark of the Gardner-Denver Company.

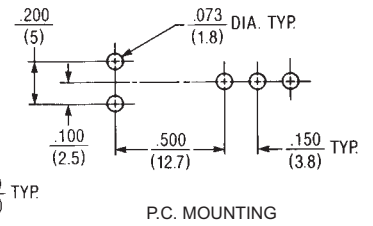
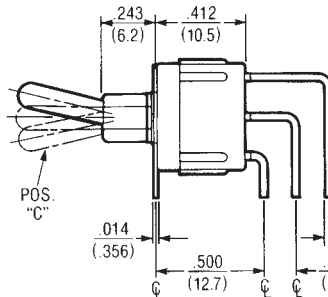
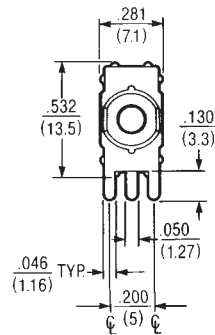
**TERMINATION & MOUNTING OPTIONS**

<p><b>A</b></p> <p><b>ONE POLE</b></p>			<p>P.C. MOUNTING</p>
<p><b>A</b></p> <p><b>TWO POLE</b></p>			<p>P.C. MOUNTING</p>

**TERMINATION & MOUNTING OPTIONS — Contd.**

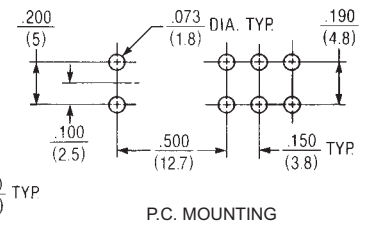
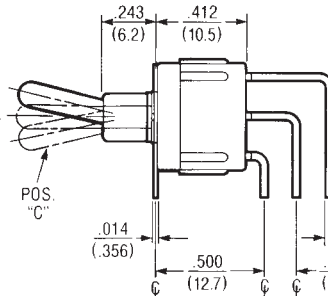
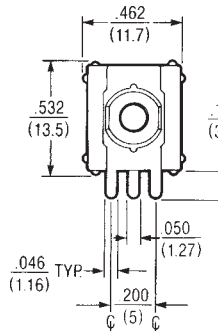
**AV2**

**ONE POLE**



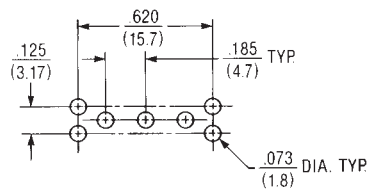
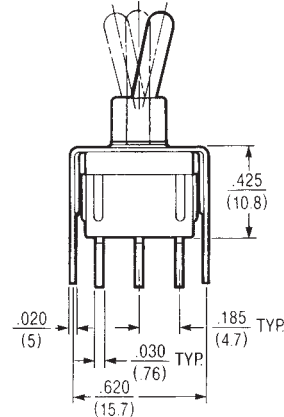
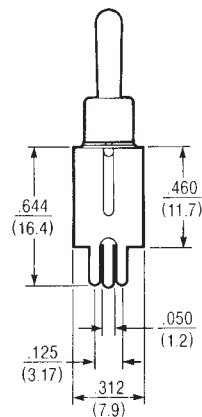

**AV2**

**TWO POLE**



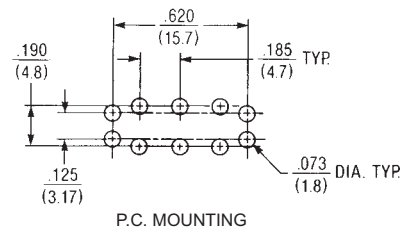
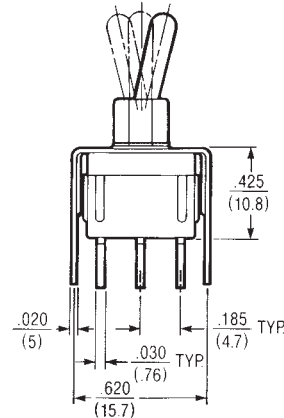
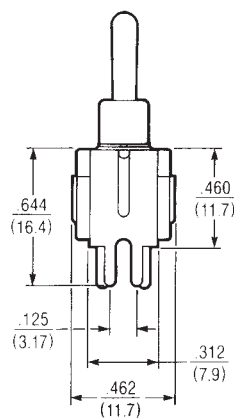
**V30**

**ONE POLE**



**V30**

**TWO POLE**



# Mouser Electronics

Authorized Distributor

Click to View Pricing, Inventory, Delivery & Lifecycle Information:

[Electroswitch:](#)

[WT227S1D1CQ](#) [WT223S3D9V30B](#) [WT123S1D1CB](#) [WT127S1D1AB](#) [WT123S1YZB](#) [WT127S1YCB](#)