

D9 - SERIES

SPECIFICATIONS AND ORDERING INFORMATION

2 5/16" DIAMETER 1.5 AMPS @ 28 VDC

The D9 Series has a 15° index with a maximum of 24 positions. Indexing is provided by a dual-ball hill and valley design. Standard features include solder lug terminals, adjustable stops and glass epoxy insulation.



SPECIFICATIONS

ELECTRICAL

Current and Voltage Rating: Make and break resistive load 1.5 amps @ 28 VDC; 0.25 amp @ 115 VAC.

Current Carrying Capacity: 9 amps.

Dielectric Strength: 1,000 VAC between current carrying parts and ground.

Contact Resistance: Average initial 5 milliohms.

Insulation Resistance: In excess of 750,000 megohms.

Hardware: Mounting nut and lockwasher are shipped assembled.

MECHANICAL

Materials and Finishes: All parts utilize non-corrosive materials as standard.

Clips and Rotors: Brass with silver plate as standard.

Insulation: Glass epoxy.

Index: Dual-ball, hill and valley design.

Index Life: 25,000 cycles minimum.

Index Torque: Switches have lowest practical torque consistent with crisp detenting and smooth, reliable operation.

Index Angles: Positive 15° standard.

Index Stops: Adjustable standard, fixed or continuous.

Stop Strength: 25 in. lbs. minimum.

STANDARD PART NUMBER

GLASS EPOXY INSULATION

SWITCHES - 15° INDEXING

ADJUSTABLE STOPS - SOLDER LUG TERMINALS - STOPS SET @ 2 POS.

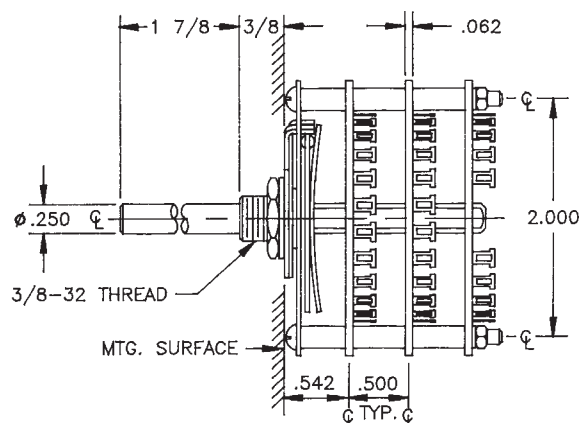
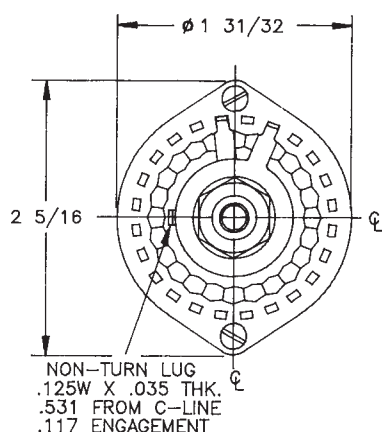
POLES	ACTIVE POSITIONS	POLES/ SECTION	NO. OF SECTIONS	SHORTING	NON-SHORTING	FIG. *
01	02-23	1	1	D9G0123S	D9G0123N	DU
02	02-23	1	2	D9G0223S	D9G0223N	DU
03	02-23	1	3	D9G0323S	D9G0323N	DU
04	02-23	1	4	D9G0423S	D9G0423N	DU
05	02-23	1	5	D9G0523S	D9G0523N	DU
06	02-23	1	6	D9G0623S	D9G0623N	DU
07	02-23	1	7	D9G0723S	D9G0723N	DU
08	02-23	1	8	D9G0823S	D9G0823N	DU

* FIGURES ARE SHOWN ON PAGE 57.

DIMENSIONS

STANDARD CONSTRUCTION

D9G - GLASS EPOXY CONSTRUCTION



ELECTROSWITCH • ELECTRONIC PRODUCTS
UNIT OF ELECTRO SWITCH CORP.

2010 Yonkers Road
Raleigh, NC 27604

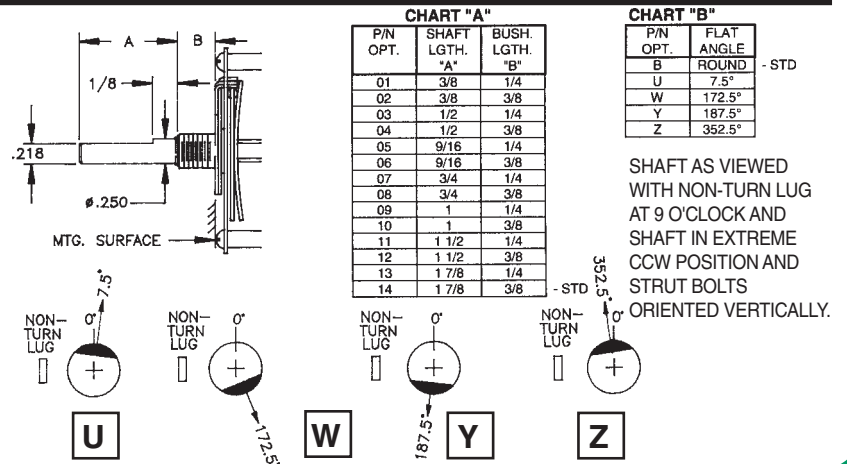
Telephone: (888) ROTARYS or (919) 833-0707
Fax: (800) 909-9171 or (919) 833-8016

How to Order Additional Options:

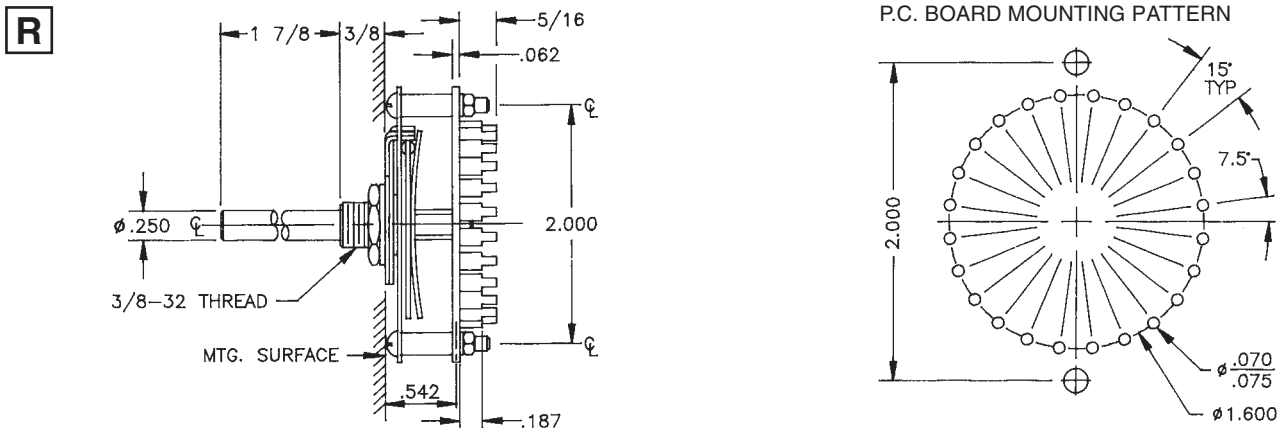
2 DIGIT SERIES	INSULATION TYPE	TOTAL POLES	ACTIVE POSITIONS	CONTACT TYPE	TERMINAL TYPE	INDEX ANGLE	STOP TYPE	SHAFT/ BUSHING	SHAFT FLAT
D9	G - GLASS	01 - MIN.	24 - MAX @ 15°	S - SHORTING N - NON SHORTING	L - SOLDER LUG R - REAR P.C.		A - ADJ. F - FIXED C - CONT.	SEE CHART "A"	SEE CHART "B"

CUSTOMERS SPECIFIED ORDER NUMBER FOR STANDARD OPTIONS				ADDITIONAL OPTIONS			
D	9	G					
		(SPECIFY)	(SPECIFY)	(SPECIFY)	(SPECIFY)	(SPECIFY)	(SPECIFY)

SHAFT, BUSHING, AND FLAT OPTIONS



PRINTED CIRCUIT BOARD OPTIONS



CUSTOM SWITCHES ARE AVAILABLE. CONTACT THE FACTORY WITH YOUR COMPLETE SPECIFICATIONS.

Mouser Electronics

Authorized Distributor

Click to View Pricing, Inventory, Delivery & Lifecycle Information:

[Electroswitch:](#)

[D9G0123N-L A14B](#) [D9G0108S-1501](#)