

# D4 - SERIES

## SPECIFICATIONS AND ORDERING INFORMATION

1.437" DIAMETER 1.5 AMPS @ 28 VDC

The D4 Series switch is the most economical and versatile switch in our open frame rotary line. This series offers the quality feel of a ball and spring index mechanism and is available with up to 12 positions and 30° or 60° indexing.



### SPECIFICATIONS

#### ELECTRICAL

**Current and Voltage Rating:** Make and break resistive load  
1.5 amps @ 28 VDC; 0.5 amp @ 115 VAC.

**Current Carrying Capacity:** 9 amps.

**Dielectric Strength:** 1,500 VAC between current carrying parts and ground.

**Contact Resistance:** Average initial 3.5 milliohms.

**Insulation Resistance:** Glass epoxy in excess of 750,000 megohms.  
Ceramic in excess of 1,000,000 megohms.  
Diallyl in excess of 900,000 megohms.

**Hardware:** Mounting nut and lockwasher are shipped assembled.

#### MECHANICAL

**Materials and Finishes:** All parts utilize non-corrosive materials as standard.

**Clips and Rotors:** Brass with silver plate as standard.

**Insulation:** Glass epoxy, ceramic, or diallyl phthalate.

**Index:** Single-ball, hill and valley.

**Index Life:** 25,000 cycles minimum.

**Index Torque:** Switches have lowest practical torque consistent with crisp detenting and smooth, reliable operation.

**Index Angles:** Positive 30° standard, 60° available.

**Index Stops:** Adjustable standard, fixed or continuous.

**Stop Strength:** 10 in. lbs. minimum.

### STANDARD PART NUMBER

#### GLASS EPOXY INSULATION

SWITCHES - SOLDER LUG TERMINALS - 30° INDEX - ADJUSTABLE STOPS

ACTIVE POLES	POLES/ POSITIONS	POLES/ SECTION	NO. OF SECTIONS	SHORTING	NON- SHORTING	FIG. ★
01	02-11	1	1	D4G0111S	D4G0111N	DA
02	02-11	1	2	D4G0211S	D4G0211N	DA
02	02-05	2	1	D4G0205S	D4G0205N	DG
03	02-11	1	3	D4G0311S	D4G0311N	DA
03	02-03	3	1	D4G0303S	D4G0303N	DM
04	02-11	1	4	D4G0411S	D4G0411N	DA
04	02-05	2	2	D4G0405S	D4G0405N	DG
05	02-11	1	5	D4G0511S	D4G0511N	DA
06	02-11	1	6	D4G0611S	D4G0611N	DA
06	02-05	2	3	D4G0605S	D4G0605N	DG
06	02-03	3	2	D4G0603S	D4G0603N	DM
09	02-03	3	3	D4G0903S	D4G0903N	DM

#### CERAMIC INSULATION

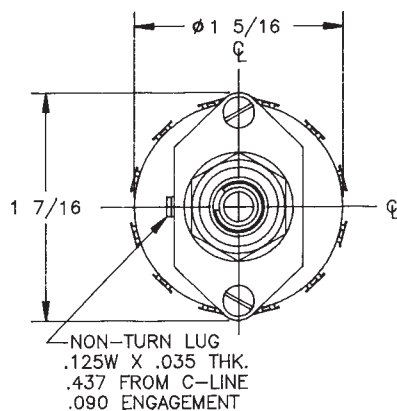
SWITCHES - SOLDER LUG TERMINALS - 30° INDEX - ADJUSTABLE STOPS

ACTIVE POLES	POLES/ POSITIONS	POLES/ SECTION	NO. OF SECTIONS	SHORTING	NON- SHORTING	FIG. ★
01	02-12	1	1	D4C0112S	D4C0112N	DD
02	02-12	1	2	D4C0212S	D4C0212N	DD
02	02-06	2	1	D4C0206S	D4C0206N	DL
03	02-12	1	3	D4C0312S	D4C0312N	DD
03	02-05	3	1	D4C0305S	D4C0305N	DO
04	02-12	1	4	D4C0412S	D4C0412N	DD
04	02-06	2	2	D4C0406S	D4C0406N	DL
05	02-12	1	5	D4C0512S	D4C0512N	DD
05	02-03	5	1	D4C0503S	D4C0503N	DR
06	02-12	1	6	D4C0612S	D4C0612N	DD
06	02-06	2	3	D4C0606S	D4C0606N	DL
06	02-05	3	2	D4C0605S	D4C0605N	DO

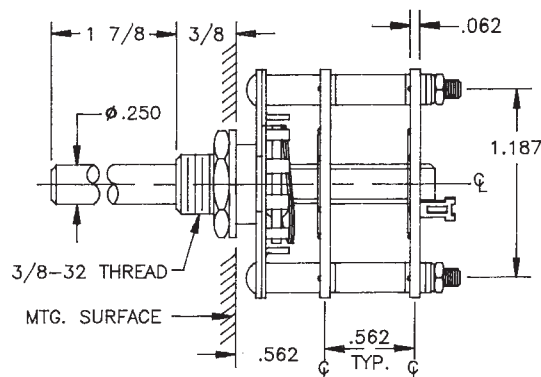
\* FIGURES ARE SHOWN ON PAGES 55 AND 56.

### DIMENSIONS

#### STANDARD CONSTRUCTION



#### D4G - STANDARD GLASS EPOXY CONSTRUCTION



**ELECTROSWITCH • ELECTRONIC PRODUCTS**  
UNIT OF ELECTRO SWITCH CORP.

2010 Yonkers Road  
Raleigh, NC 27604

Telephone: (888) ROTARYS or (919) 833-0707  
Fax: (800) 909-9171 or (919) 833-8016

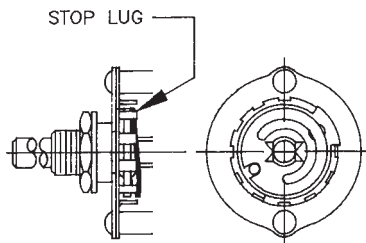
## How to Order Additional Options:

2 DIGIT SERIES	INSULATION TYPE	TOTAL POLES	ACTIVE POSITIONS	CONTACT TYPE	TERMINAL TYPE	INDEX ANGLE	STOP TYPE	SHAFT/ BUSHING	SHAFT FLAT
D4	G - GLASS C - CERAMIC D - DIALYL	01 - MIN.	12 - MAX @ 30° 06 - MAX @ 60°	N - NON SHORTING S - SHORTING	L - SOLDER LUG R - REAR P.C.	30° 60°	A - ADJ. F - FIXED C - CONT.	SEE CHART "A"	SEE CHART "B"

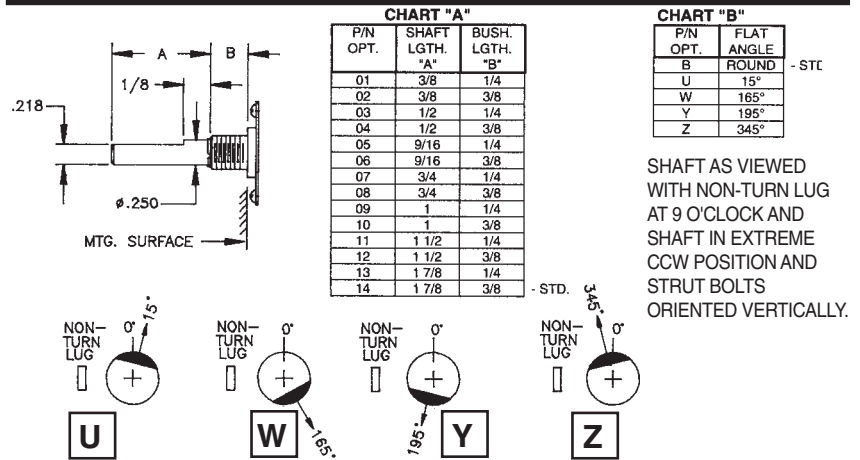
CUSTOMERS SPECIFIED ORDER NUMBER FOR STANDARD OPTIONS					ADDITIONAL OPTIONS				
<b>D</b>	<b>4</b>								
		(SPECIFY)	(SPECIFY)	(SPECIFY)	(SPECIFY)	(SPECIFY)	(SPECIFY)	(SPECIFY)	(SPECIFY)

### ADJUSTABLE STOP MECHANISM



REMOVE STOP LUGS TO ACHIEVE MORE POSITIONS.

### SHAFT, BUSHING, AND FLAT OPTIONS

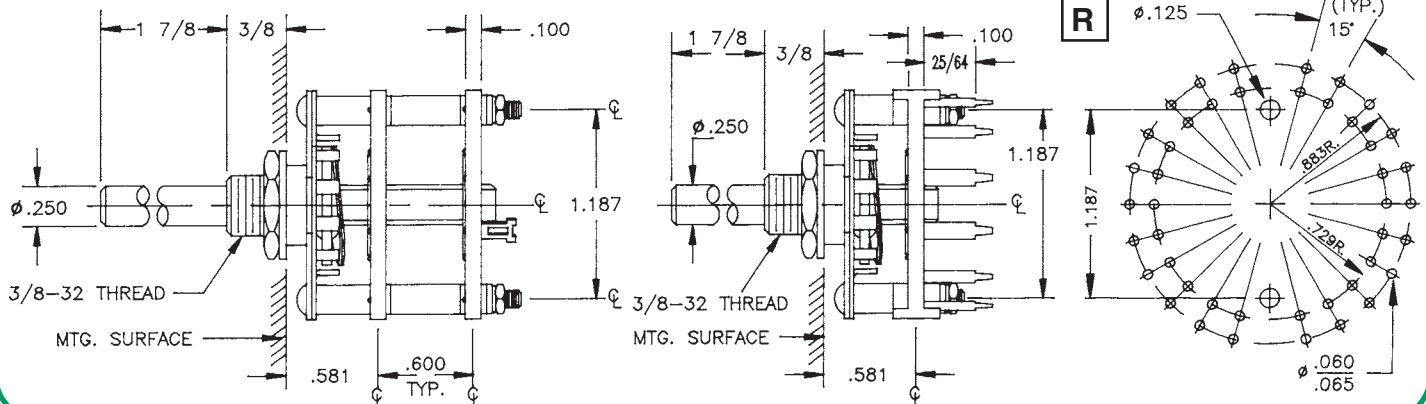


### INSULATION AND PRINTED CIRCUIT BOARD TERMINAL OPTIONS

#### D4C - CERAMIC CONSTRUCTION

#### D4D - DIALYL PHTHALATE CONSTRUCTION

#### DIALYL PHTHALATE P.C. BOARD MOUNTING PATTERN



CUSTOM SWITCHES ARE AVAILABLE. CONTACT THE FACTORY WITH YOUR COMPLETE SPECIFICATIONS.

# Mouser Electronics

Authorized Distributor

Click to View Pricing, Inventory, Delivery & Lifecycle Information:

[Electroswitch:](#)

[D4-302](#)