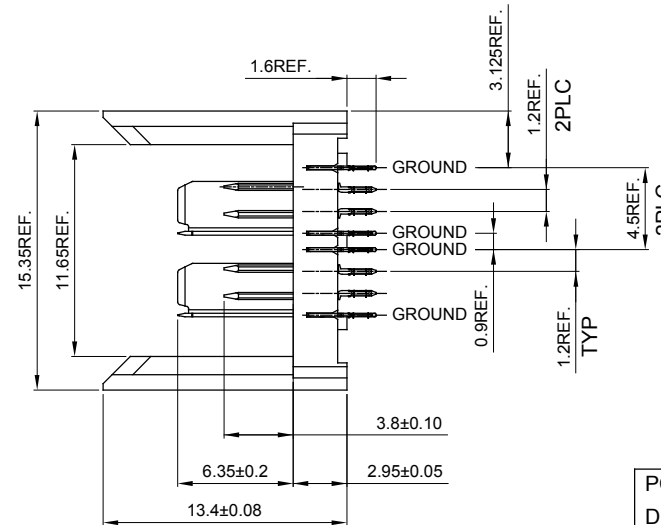
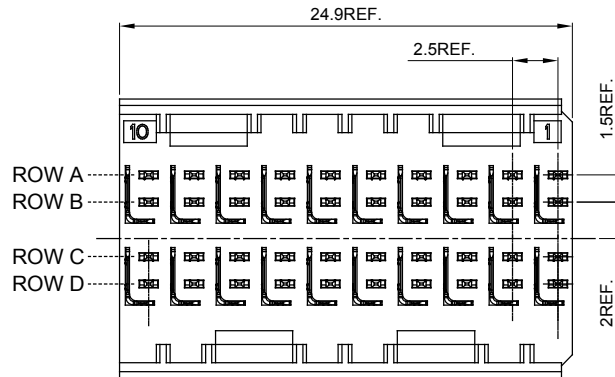


TOLERANCE UNLESS OTHERWISE SPECIFIED	
.X	±0.35
.XX	±0.25
.XXX	±0.15

THIS IS A C.A.D. GENERATED DRAWING
DO NOT MAKE MANUAL REVISIONS TO MASTER.
UNLESS OTHERWISE SPECIFIED, ALL RADIUS ARE 0.2 MM.



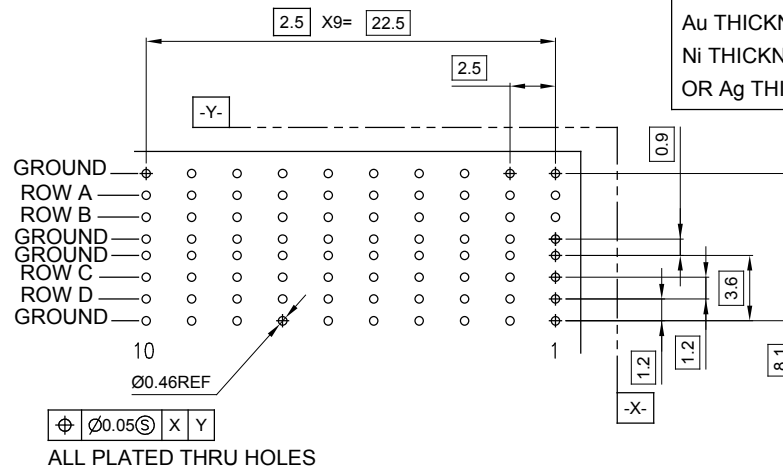
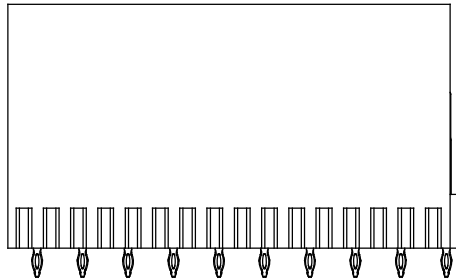
ISSUE NUMBER	1
ORIGINAL	



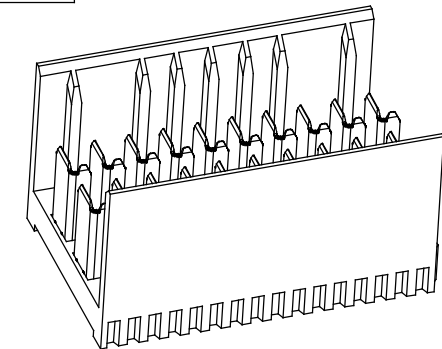
NOTES:

MATERIAL:
HOUSING:
SHIELD:
CONTACT:

LCP +30% GLASS REINFORCED, UL94V-0
PHOSPHOR BRONZE
PHOSPHOR BRONZE
GOLD FLASH PLATING 30~100µ" ON SOLDER
TAIL OVER NICKEL 50~150µ" UNDER PLATING



PCB HOLE DIM:
DRILLED HOLE = 0.550±0.020mm
FINISHED HOLE = 0.460±0.050mm
Cu THICKNESS = 0.0375±0.0125mm
Au THICKNESS = 0.007±0.003mm
Ni THICKNESS = 0.0044±0.0032mm
OR Ag THICKNESS = 0.0003±0.002mm



THIS SERIES FULLY CONFORMS TO
THE EUROPEAN UNION DIRECTIVES
2011/65/EU FOR RoHS COMPLIANCY.

ZD+ CONNECTOR, MALE, VERTICAL, 2 PAIR



YOUR CONNECTION TO QUALITY & SERVICE

EDAC INC
TORONTO, ONTARIO
CANADA

THESE DRAWINGS AND SPECIFICATIONS
ARE THE PROPERTY OF EDAC INC., AND
SHALL NOT BE REPRODUCED, OR COPIED
OR USED AS THE BASIS FOR THE
MANUFACTURE OR SALE OF APPARATUS
WITHOUT WRITTEN PERMISSION.

ACAD REFERENCE NO.: 500-040-231-J01	
DRAWN: W.T	DATE: JUNE.27 /2018
CHECKED:	DATE:
SCALE: N.T.S	SHEET 1 OF 1
DRAWING NUMBER: 500-040-231-J01	ISSUE 1
PART NUMBER: 500-040-231-J01	

Mouser Electronics

Authorized Distributor

Click to View Pricing, Inventory, Delivery & Lifecycle Information:

EDAC:

[500-040-231-J01](#)