

Mounting Option

.156 (3.96) Dia. Mounting Holes

Contact Detail

Wire Hole .089x.014(2.29x0.36) - Tail LG=.213(5.41)

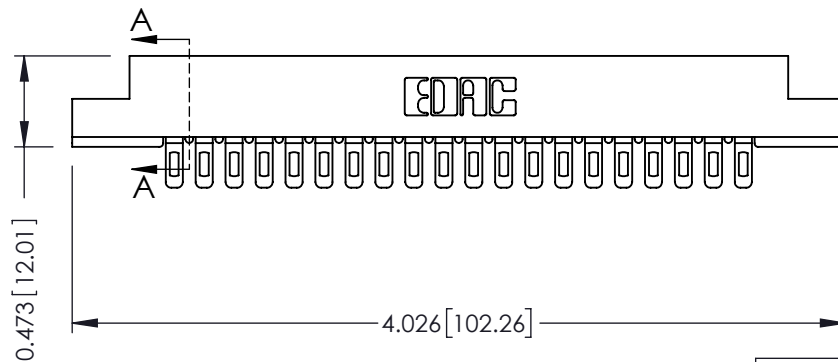
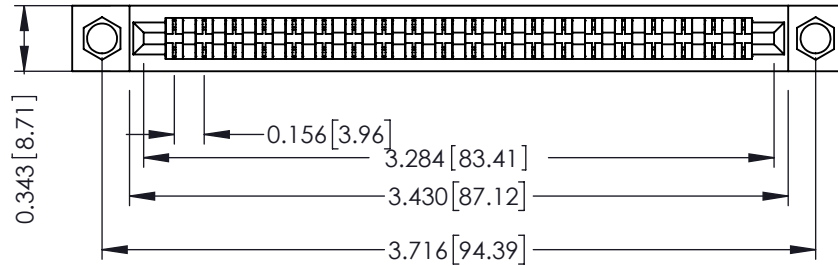
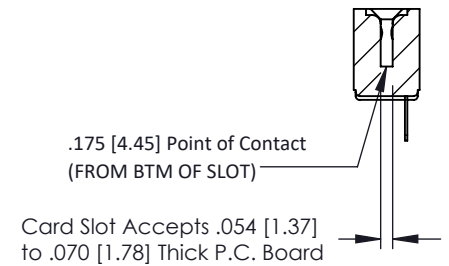
.156 [3.96] Contact Spacing x .200 [5.08] Row Spacing

THIS IS A C.A.D. GENERATED DRAWING
DO NOT MAKE MANUAL REVISIONS TO MASTER.

ISSUE NUMBER

ORIGINAL

1

**SECTION A-A****See Accompanying Pages for:**

- **Contact Bend Details**
- **Mounting Options**

307 / 357 Card Edge Connector**Part Number: 357-020-501-104**

YOUR CONNECTION TO QUALITY & SERVICE

EDAC INC
TORONTO, ONTARIO
CANADATHESE DRAWINGS AND SPECIFICATIONS
ARE THE PROPERTY OF EDAC INC. AND
SHALL NOT BE REPRODUCED, OR COPIED
OR USED AS THE BASIS FOR THE
MANUFACTURE OR SALE OF APPARATUS
WITHOUT WRITTEN PERMISSION.

ACAD REFERENCE NO. 307 ENG MASTER

DRAWN: J.LEE

DATE: AUG. 11/09

CHECKED:

DATE:

SCALE: NTS

SHEET 1 OF 3

DRAWING NUMBER

307 Assembly

ISSUE

1

Single Row Contacts - Read One Side of Daughter Board

0.240 6.10	0.240 6.10	
0.260 6.60	0.060 1.52	
558 Contact Code	559 Contact Code	

Single Row Contacts - Read Both Sides of Daughter Board

0.110 2.79	0.150 3.81	0.392 9.96
0.045 1.14		0.045 1.14
553 Contact Code	554 Contact Code	557 Contact Code

Dual Row Contacts - Read Both Sides of Daughter Board

		0.240 [6.10] Up to 27/54 Pin 0.162 [4.11] 28/56 and Over		0.290 [7.37] Up to 27/54 Pin .212 [5.38] 28/56 and Over
0.120 3.05 0.265 6.73		0.095 2.41 0.195 4.95		0.165 4.19 0.343 8.71
.125 [3.18] to .210 [5.33] Outside Tails .045 [1.14] to .060 [1.52] Between Tails		.125 [3.18] to .185 [4.70] Outside Tails .045 [1.14] to .060 [1.52] Between Tails	0.200 5.08 0.060 1.52	0.150 3.81 0.060 1.52
Contact Code	556 Contact Code		558 Contact Code	559 Contact Code
				560 Contact Code

ACAD REFERENCE NO.

Mouser Electronics

Authorized Distributor

Click to View Pricing, Inventory, Delivery & Lifecycle Information:

EDAC:

[357-020-501-104](tel:357-020-501-104)