

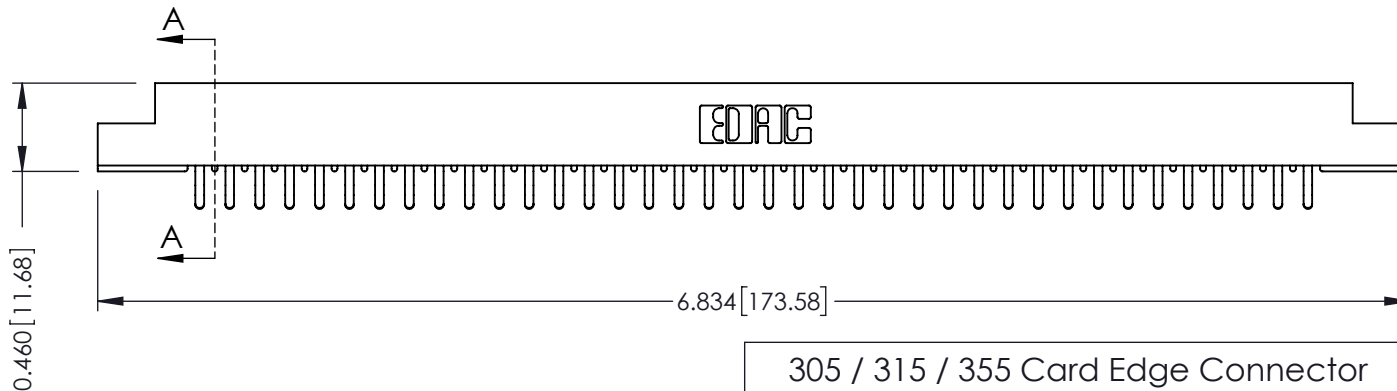

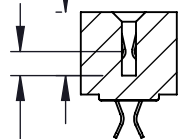
Mounting Option

04-.156 [3.96] Dia. Mounting Holes

Contact Detail556-Extender Board Bend (Code 520 Contacts)
.156 [3.96] Contact Spacing x .140 [3.56] Row SpacingTHIS IS A C.A.D. GENERATED DRAWING
DO NOT MAKE MANUAL REVISIONS TO MASTER.

ISSUE NUMBER

ORIGINAL

Card Slot Accepts
.054 [1.37] to .070 [1.78]
Thick P.C. Board0.330 [8.38]
Card Slot0.125 [3.18]
Point of Contact

SECTION A-A

See Accompanying Page for:
• **Mounting Options**

305 / 315 / 355 Card Edge Connector

Part Number: 305-076-556-504



YOUR CONNECTION TO QUALITY & SERVICE

EDAC INC
TORONTO, ONTARIO
CANADATHESE DRAWINGS AND SPECIFICATIONS
ARE THE PROPERTY OF EDAC INC. AND
SHALL NOT BE REPRODUCED, OR COPIED
OR USED AS THE BASIS FOR THE
MANUFACTURE OR SALE OF APPARATUS
WITHOUT WRITTEN PERMISSION.

ACAD REFERENCE NO. 305 ENG MASTER

DRAWN: J.LEE

DATE: SEPT. 21/09

CHECKED:

DATE:

SCALE: NTS

SHEET 1 OF 2

DRAWING NUMBER

305 Assembly

ISSUE

1

THIS IS A C.A.D. GENERATED DRAWING
DO NOT MAKE MANUAL REVISIONS TO MASTER



ISSUE NUMBER

ORIGINAL



305 / 315 / 355 Card Edge Connector Mounting Options



YOUR CONNECTION TO QUALITY & SERVICE

EDAC INC
TORONTO, ONTARIO
CANADA

THESE DRAWINGS AND SPECIFICATIONS
ARE THE PROPERTY OF EDAC INC. AND
SHALL NOT BE REPRODUCED, OR COPIED
OR USED AS THE BASIS FOR THE
MANUFACTURE OR SALE OF APPARATUS
WITHOUT WRITTEN PERMISSION.

ACAD REFERENCE NO. 305 ENG MASTER

DRAWN: J.LEE

DATE: SEPT. 21/09

CHECKED:

DATE:

SCALE: NTS

SHEET 2 OF 2

DRAWING NUMBER

305 Assembly

ISSUE

1

Mouser Electronics

Authorized Distributor

Click to View Pricing, Inventory, Delivery & Lifecycle Information:

EDAC:

[305-076-556-504](tel:305-076-556-504)