

### Mounting Option

08-#4-40 Unified Threaded Inserts

### Contact Detail

521-P.C. Tail .025 Sq.(0.64 Sq.) - Tail LG=.160(4.06)

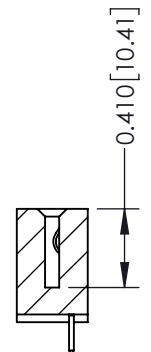
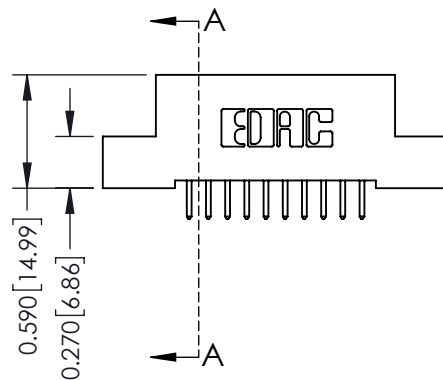
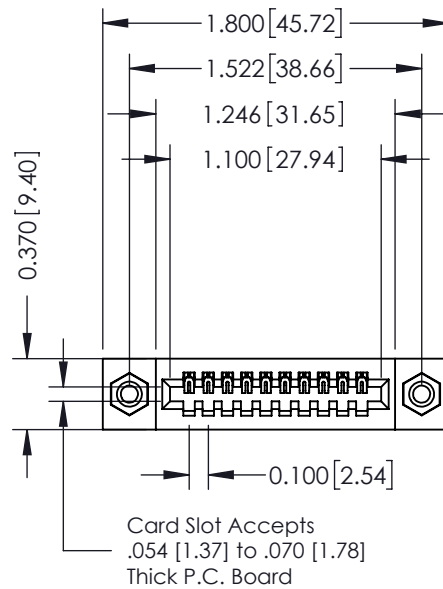
.100 [2.54] Contact Spacing x .200 [5.08] Row Spacing

THIS IS A C.A.D. GENERATED DRAWING  
DO NOT MAKE MANUAL REVISIONS TO MASTER.



ISSUE NUMBER

ORIGINAL



SECTION A-A

See Accompanying Pages for:

- Contact Bend Details
- Mounting Options

342 / 392 Card Edge Connector

Part Number: 342-010-521-108



YOUR CONNECTION TO QUALITY & SERVICE

EDAC INC  
TORONTO, ONTARIO  
CANADA

THESE DRAWINGS AND SPECIFICATIONS  
ARE THE PROPERTY OF EDAC INC. AND  
SHALL NOT BE REPRODUCED, OR COPIED  
OR USED AS THE BASIS FOR THE  
MANUFACTURE OR SALE OF APPARATUS  
WITHOUT WRITTEN PERMISSION.

ACAD REFERENCE NO. 342 ENG MASTER

DRAWN: J.LEE

DATE: OCT. 06/09

CHECKED:

DATE:

SCALE: NTS

SHEET 1 OF 3

DRAWING NUMBER

342 Assembly

ISSUE

1



|              |   |
|--------------|---|
| ISSUE NUMBER |   |
| ORIGINAL     | ○ |
|              |   |



555 Contact Code



556 Contact Code



558 Contact Code



559 Contact Code



560 Contact Code

342 / 392 Series Card Edge Connector  
Contact Bend Detail



EDAC INC  
TORONTO, ONTARIO  
CANADA  
YOUR CONNECTION TO QUALITY & SERVICE

THESE DRAWINGS AND SPECIFICATIONS  
ARE THE PROPERTY OF EDAC INC. AND  
SHALL NOT BE REPRODUCED, OR COPIED  
OR USED AS THE BASIS FOR THE  
MANUFACTURE OR SALE OF APPARATUS  
WITHOUT WRITTEN PERMISSION.

|                                   |                  |            |
|-----------------------------------|------------------|------------|
| ACAD REFERENCE NO. 342 ENG MASTER |                  |            |
| DRAWN: J.LEE                      | DATE: OCT. 06/09 |            |
| CHECKED:                          | DATE:            |            |
| SCALE: NTS                        | SHEET 2 OF 3     |            |
| DRAWING NUMBER<br>342 Assembly    |                  | ISSUE<br>1 |

THIS IS A C.A.D. GENERATED DRAWING  
DO NOT MAKE MANUAL REVISIONS TO MASTER.



ISSUE NUMBER

ORIGINAL

0



Code x01



Code x02



Code x03



Code x04



Code x07



Code x08



Code x12

.128 [3.25] x  
.146 [3.71] Slot

.010 [0.25]  
Radial Float

0.116 [2.95] I.D.  
Floating Eyelets

0.250 [6.35] Dia.

.156 [3.96] Dia  
Through Holes

M3-0.5 Metric  
Threaded Insert

#4-40 UNC  
Threaded Insert

0.005 [0.13]  
0.348 [8.84]

0.135 [3.43]

.128 [3.25] Dia  
Through Holes

### 342 / 392 Card Edge Connector Mounting Options



EDAC INC  
TORONTO, ONTARIO  
CANADA

YOUR CONNECTION TO QUALITY & SERVICE

THESE DRAWINGS AND SPECIFICATIONS  
ARE THE PROPERTY OF EDAC INC. AND  
SHALL NOT BE REPRODUCED, OR COPIED  
OR USED AS THE BASIS FOR THE  
MANUFACTURE OR SALE OF APPARATUS  
WITHOUT WRITTEN PERMISSION.

ACAD REFERENCE NO. 342 ENG MASTER

DRAWN: J.LEE

DATE: OCT. 06/09

CHECKED:

DATE:

SCALE: NTS

SHEET 3 OF 3

DRAWING NUMBER

342 Assembly

ISSUE

1

# Mouser Electronics

Authorized Distributor

Click to View Pricing, Inventory, Delivery & Lifecycle Information:

EDAC:

[342-010-521-108](https://www.mouser.com/ProductDetail/EDAC/342-010-521-108)