



Delta 12C

915 MHz LoRa Terminal Mount Whip Antenna



Key Features

- 902 - 928 MHz Support
- 3dBi gain
- Flexible Rubber 1/4 Wave Whip Antenna

General Description

The Delta 12 antenna range are 1/4 wave ISM whip antennas. This style of antenna is offered in a number of different frequencies covering the popular ISM bands.

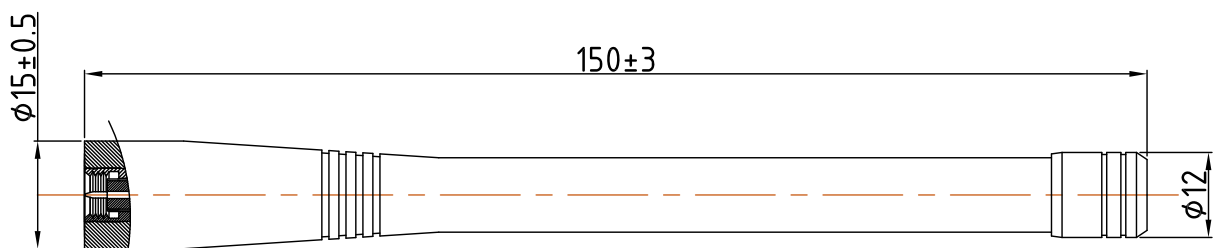
This antenna is perfect for high volume ISM applications within the mobile applications world.

The Delta 12c is tuned to the ISM (Industrial, Scientific and Medical) radio frequency range of 902 to 928 MHz.

Additional Considerations

- Small format design for applications with limited space
- Meets all EU compliance criteria for electronic goods

D Direct	ZB Zigbee	IEEE 802.15.4	ISM 868
HNT Helium	W Weightless	LoRa Wireless	SF Sigfox





Delta 12C

915 MHz LoRa Terminal Mount Whip Antenna

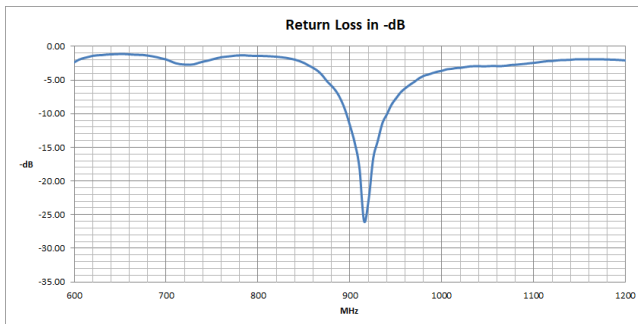
Key Specifications - Electrical

Temperature range:	-30° to +75°C
Gain:	3 dBi
VSWR:	<3.0:1
Impedance:	50 Ohms
Frequency Bands:	902 -928 MHz
Polarization:	Linear

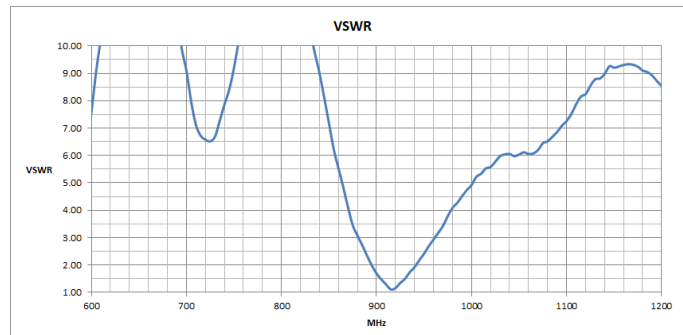
Key Specifications - Mechanical

Dimensions:	150mm x 15mm
Connector:	SMA
Mounting method:	Terminal Mount

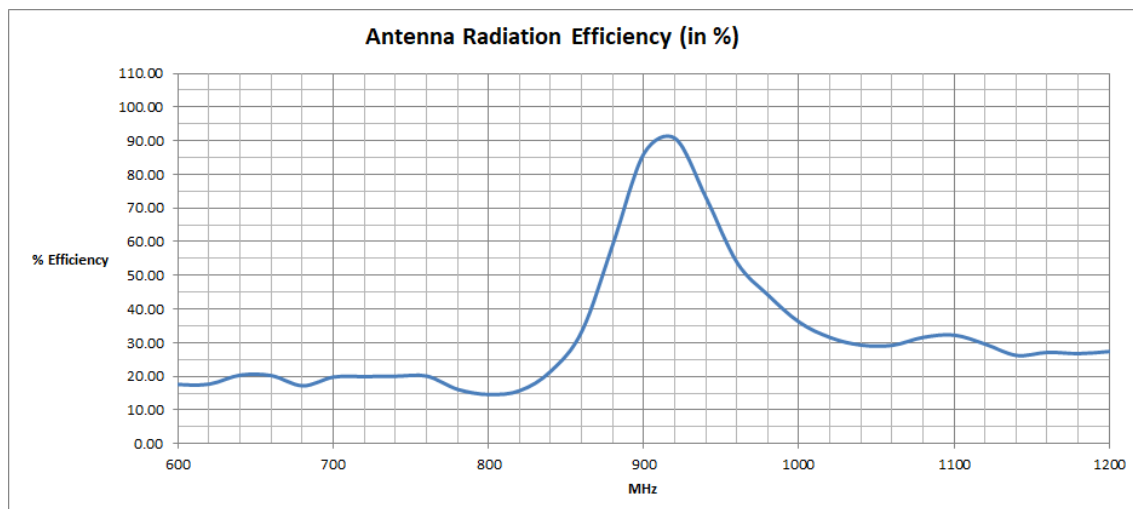
Return Loss



VSWR



Radiation Efficiency

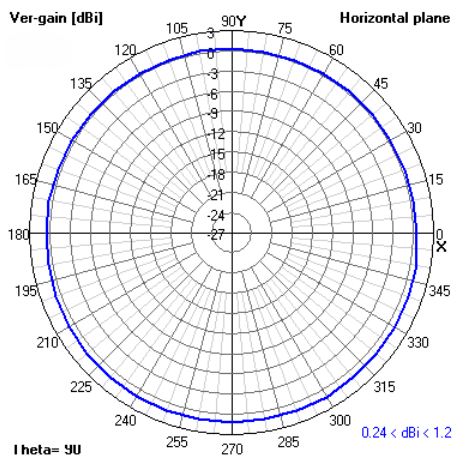


Delta 12C

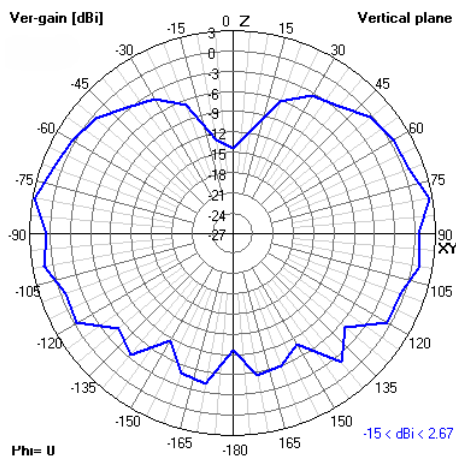
915 MHz LoRa Terminal Mount Whip Antenna

Radiation Plots

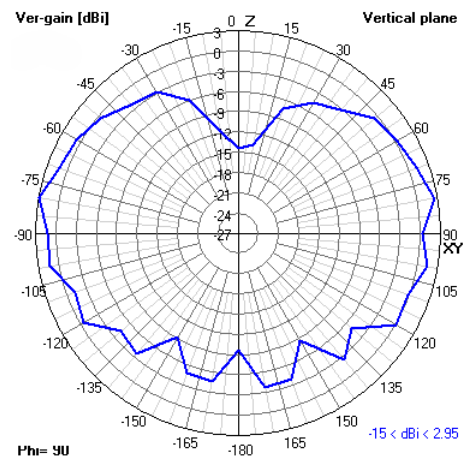
868 MHz XY



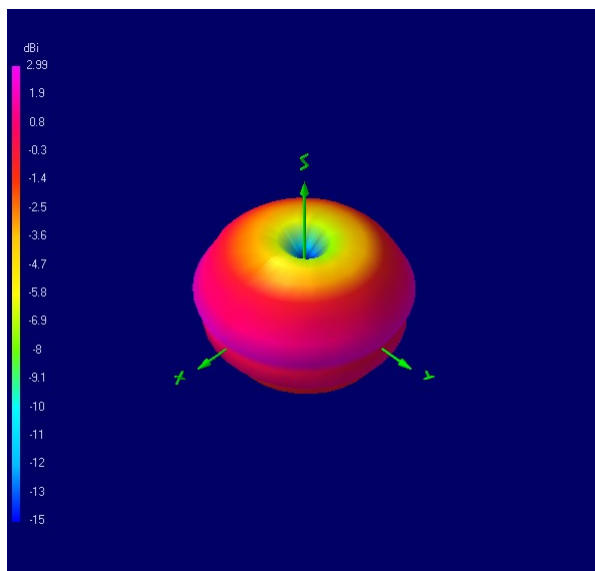
868 MHz XZ




868 MHz YZ



3D Radiation Plot



Test Setup (in Freespace)



Ordering Details

Part Number	Description
DELTA12C/X/SMAM/S/S/17	915 MHz LoRa Terminal Mount Whip Antenna SMA Male Connector
DELTA12C/X/BNCM/S/S/17	915 MHz LoRa Terminal Mount Whip Antenna BNC Male Connector

Mouser Electronics

Authorized Distributor

Click to View Pricing, Inventory, Delivery & Lifecycle Information:

[Siretta:](#)

[DELTA12C/X/SMAM/S/S/17](#) [DELTA12C/x/BNCM/S/S/17](#)