


## 2.5V CMOS Low Jitter XO

**FN**


7.0 x 5.0mm Ceramic SMD

### Product Features

- 1 to 166 MHz Frequency Range
- <1 ps RMS jitter
- 2.5V LVCMOS compatible logic levels
- Pin-compatible with standard 7.0 x 5.0mm packages
- Designed for standard reflow and washing techniques
- Low power standby mode
- Pb-free and RoHS/Green compliant

### Product Description

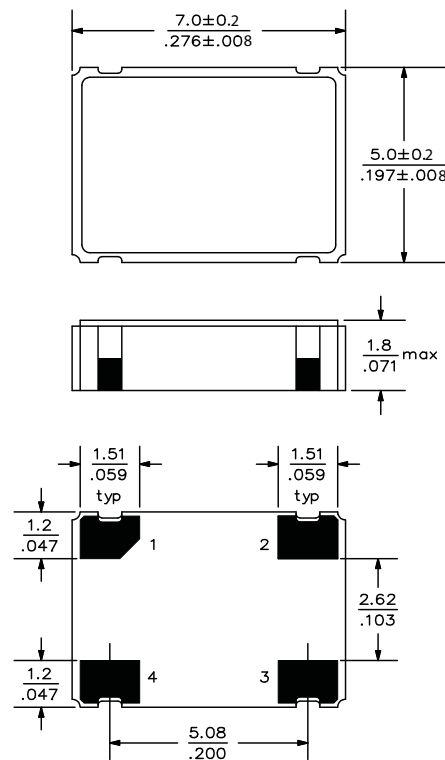
The FN Series 2.5V crystal clock oscillator achieves superb jitter and stability over a broad range of operating conditions and frequencies. The output clock signal, generated internally with a non-PLL oscillator design, is compatible with LVCMOS/LVTTL logic levels. The device, available on tape and reel, is contained in a 7.0 x 5.0mm surface-mount ceramic package.

### Applications

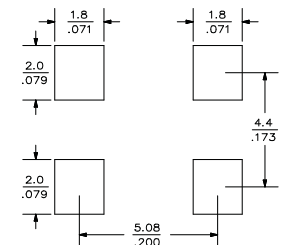
Ideal for low jitter or tight stability applications:

- Ethernet
- 802.11a/b/g WiFi
- Fibre Channel
- EPON
- SONET/SDH linecards
- DSLAM
- T1/E1, T3/E3 linecards
- Serial Attached SCSI (SAS)
- Server & Storage platforms

### Package:



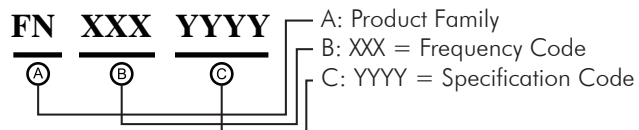
### Recommended Land Pattern:



### Pin Functions:

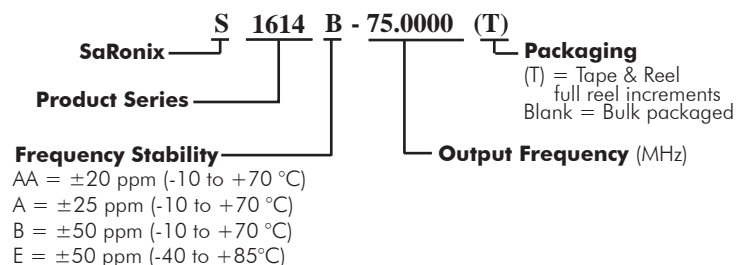
Pin	Function
1	OE Function
2	Ground
3	Clock Output
4	V <sub>DD</sub>

### Part Ordering Information:



Following the above format, Saronix-eCera part numbers will be assigned upon confirmation of exact customer requirements.

### Legacy Ordering Information - For Reference Only:



### Electrical Performance

Parameter		Min.	Typ.	Max.	Units	Notes
Output Frequency		1		166	MHz	As specified
Supply Voltage		+2.25	+2.50	+2.75	V	
Supply Current, Output Enabled				15	mA	1 to 32 MHz
				25		32 to 50 MHz
				35		50 to 166 MHz
Supply Current, Standby Mode				10	μA	Output Hi-Z
Frequency Stability				±20 to ±50	ppm	See Note 1 below
Operating Temperature Range		-20		+70	°C	Commercial (standard)
		-40		+85		Industrial (standard)
Output Logic 0, V <sub>OL</sub>				10% V <sub>DD</sub>	V	
Output Logic 1, V <sub>OH</sub>		90% V <sub>DD</sub>			V	
Output Load				15	pF	
Duty Cycle		45		55	%	Measured 50% V <sub>DD</sub>
Rise and Fall Time	up to 32 MHz			7	ns	Measured 20/80% of waveform
	32 to 70 MHz			5		
	70 to 166 MHz			3		
Jitter, Phase	1 to 166 MHz			1	ps RMS (1-σ)	10kHz to 20 MHz frequency band
Jitter, Accumulated	up to 80 MHz			5	ps RMS (1-σ)	20.000 adjacent periods
	80 to 166 MHz			3		
Jitter, Total	up to 80 MHz			50	ps pk-pk	100.000 random periods
	80 to 166 MHz			30		

#### Notes:

1. Stability includes all combinations of operating temperature, load changes, rated input (supply) voltage changes, initial calibration tolerance (25°C), aging (1 year at 25°C average effective ambient temperature), shock and vibration.
2. For specifications other than those listed, please contact sales.

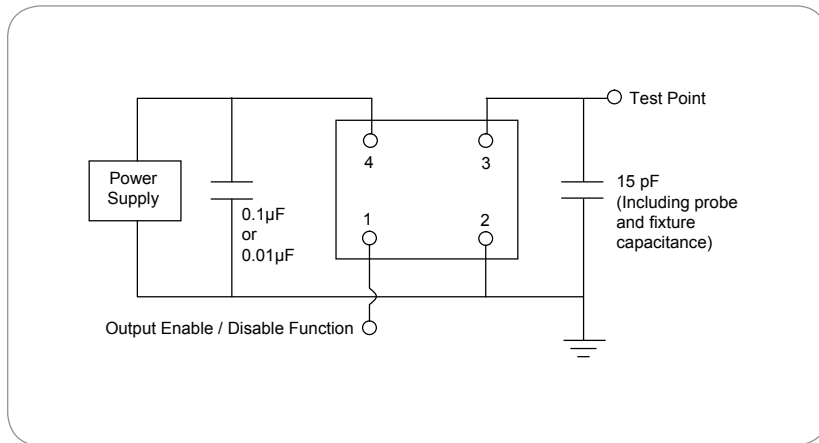
### Output Enable / Disable Function

Parameter	Min.	Typ.	Max.	Units	Notes
Input Voltage (pin 1), Output Enable	0.7 V <sub>DD</sub>			V	or open
Input Voltage (pin 1), Output Disable (low power standby)			0.3 V <sub>DD</sub>	V	Output is Hi-Z
Internal Pullup Resistance	50			kΩ	
Output Disable Delay			100	ns	
Output Enable Delay			10	ms	

### Absolute Maximum Ratings

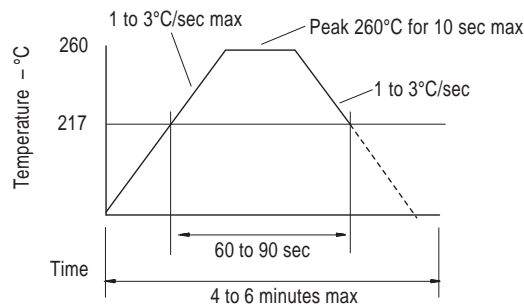
Parameter	Min.	Typ.	Max.	Units	Notes
Storage Temperature	-55		+125	°C	

## Test Circuit



## Reflow Soldering Profile

As per IPC/JEDEC J-STD-020C



## Reliability Test Ratings

This product is rated to meet the following test conditions:

Type	Parameter	Test Condition
Mechanical	Shock	MIL-STD-883, Method 2002, Condition B
Mechanical	Solderability	JESD22-B102-D Method 2 (Preconditioning E)
Mechanical	Terminal strength	MIL-STD-883, Method 2004, Condition D
Mechanical	Gross leak	MIL-STD-883, Method 1014, Condition C
Mechanical	Fine leak	MIL-STD-883, Method 1014, Condition A2 ( $R_1 = 2 \times 10^{-8}$ atm cc/s)
Mechanical	Solvent resistance	MIL-STD-202, Method 215
Environmental	Thermal shock	MIL-STD-883, Method 1011, Condition A
Environmental	Moisture resistance	MIL-STD-883, Method 1004
Environmental	Vibration	MIL-STD-883, Method 2007, Condition A
Environmental	Resistance to soldering heat	J-STD-020C Table 5-2 Pb-free devices (2 cycles max)

# Mouser Electronics

Authorized Distributor

Click to View Pricing, Inventory, Delivery & Lifecycle Information:

[Diodes Incorporated:](#)

[FN2500155](#) [FN2500154](#)