


## 3.3V HCSL Low Jitter 100MHz PCIe® 2.0 XO

## SHPCIE100



7.0 x 5.0mm Ceramic SMD

## ASSP XO™ for Networking



### Product Features

- Provides 100 MHz HCSL output for interfacing to standard PCIe® devices
- Very low PCIe 2.0 jitter - 1.8ps RMS (typ.)
- Thicker crystal for improved reliability
- Pb-free & RoHS compliant
- Industrial temperature range

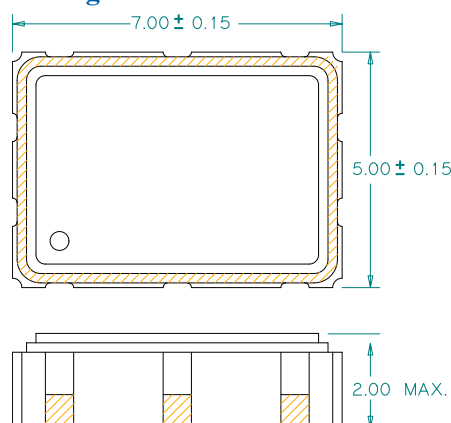
### Product Description

The SHPCIE100 3.3V crystal clock oscillator achieves superb jitter for PCIe® 1.0 & 2.0 applications. The output clock signal, generated internally with a patented oscillator design, is compatible with HCSL logic levels. The device, available on tape and reel, is contained in a 7.0 x 5.0mm surface-mount ceramic package.

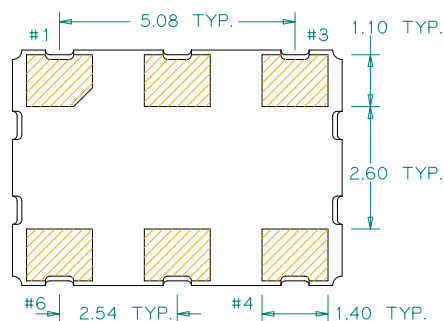
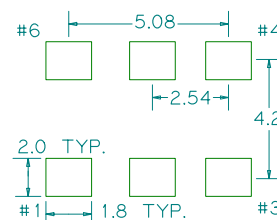
### Applications

- Server
- Network Switch/Router
- Telecom Switch
- Media Box
- Graphics Card
- Host Bus Adapter

### Package:



### Recommended Land Pattern:



### Pin Functions:

Pin	Function
1	OE Function
2	N/C
3	Ground
4	OUT
5	$\overline{\text{OUT}}$
6	V <sub>CC</sub>

\*Extended high frequency power decoupling is recommended (see test circuit for minimum recommendation). To ensure optimal performance, do not route RF traces beneath the package.

### Part Ordering Information:

SHPCIE100



## Electrical Performance

Parameter	Min.	Typ.	Max.	Units	Notes
Output Frequency		100		MHz	
Supply Voltage	2.97	3.30	3.63	V	
Supply Current, Output Enabled			40	mA	
Supply Current, Output Disabled			15	mA	
Frequency Stability			±50	ppm	See Note 1 below
Operating Temperature Range	-40		+85	°C	Industrial
Output Logic 0, V <sub>OL</sub>	-0.15	0		V	
Output Logic 1, V <sub>OH</sub>	0.66	0.7	0.9	V	
Output Load	R <sub>s</sub> = 33Ω, R <sub>p</sub> = 50Ω, C <sub>L</sub> = 2pF				output requires termination
Duty Cycle	45		55	%	Measured 50% of waveform
Rise and Fall Time			0.7	ns	Maximum measured from V <sub>OL</sub> = 0.175V to V <sub>OH</sub> = 0.525V
Jitter, Phase RMS (1-σ)		1.8	2.5	ps	As defined by PCI-SIG for PCIe® 2.0 reference clock
Jitter, pk-pk		27	40	ps	100,000 random periods

### Notes:

1. Stability includes all combinations of operating temperature, load changes, rated input (supply) voltage changes, initial calibration tolerance (25°C), aging (5 year at 40°C average effective ambient temperature), shock and vibration.
2. For specifications other than those listed, please contact sales.

## Output Enable / Disable Function

Parameter	Min.	Typ.	Max.	Units	Notes
Input Voltage (pin 1), Output Enable	2.2			V	or open
Input Voltage (pin 1), Output Disable (low power standby)			0.8	V	Outputs disabled to Hi-Z
Output Disable Delay			200	ns	
Output Enable Delay			10	ms	

## Absolute Maximum Ratings

Parameter	Min.	Typ.	Max.	Units	Notes
Storage Temperature	-55		+125	°C	

For the latest product information visit: <http://www.pericom.com/products/timing/oscillators/SHPCIE100/>

For test circuit go to: [http://www.pericom.com/pdf/sre/tc\\_hcsl.pdf](http://www.pericom.com/pdf/sre/tc_hcsl.pdf)

For soldering reflow profile and reliability test ratings go to: <http://www.pericom.com/pdf/sre/reflow.pdf>

For typical phase noise go to: [http://www.pericom.com/pdf/sre/pn\\_SHPCIE100.pdf](http://www.pericom.com/pdf/sre/pn_SHPCIE100.pdf)

For tape and reel information go to: [http://www.pericom.com/pdf/sre/tr\\_7050.pdf](http://www.pericom.com/pdf/sre/tr_7050.pdf)

# Mouser Electronics

Authorized Distributor

Click to View Pricing, Inventory, Delivery & Lifecycle Information:

[Diodes Incorporated:](#)

[SHPCIE100](#)