



## PSE Technology Corporation

### SPECIFICATION FOR APPROVAL

CUSTOMER \_\_\_\_\_

NOMINAL FREQUENCY 40.000000 MHz


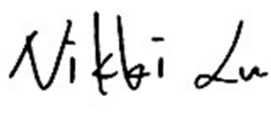

PRODUCT TYPE TYPE FW 2.0x1.6 SEAM SEALED CRYSTAL

SPEC. NO. ( P/N ) FW400WFMR1

CUSTOMER P/N \_\_\_\_\_

ISSUE DATE June 20, 2016

VERSION A

APPROVED	PREPARED	QA
		
APPROVED BY CUSTOMER :		AVL Status
Please return one copy with approval to PSE-TW		

#### PSE Technology Corporation

No.2, Tzu-Chiang 5th Rd, Chung Li Industrial Park,  
Chung Li City, Taoyuan County, Taiwan (R.O.C.)  
TEL: 886-3-451-8888  
FAX: 886-3-461-3865  
<http://www.saronix-ecera.com.tw>

\*Pb-free  
\*RoHS Compliant  
\*HF-Halogen Free  
\*REACH Compliant

\*\*\* A company of  PERICOM Semiconductor Corporation \*\*\*

Pericom Internal Reference NO. FW4000028Z

## TYPE FW 2.0x1.6 SEAM SEALED CRYSTAL

# FW400WFM R1

VER. A 20-Jun-16

## VERSION HISTORY

[illegible]

# TYPE FW 2.0x1.6 SEAM SEALED CRYSTAL

## FW400WFMR1

VER. A 20-Jun-16

### ELECTRICAL SPECIFICATIONS

Item	Symbol	Specifications	Units	Notes
Nominal Frequency	Fn	40.000000	MHz	
Mode of Oscillation	MO	AT Cut-Fundamental		
Calibration Load Capacitance	CL	10	pF	
Calibration Tolerance	FL	±10	ppm	at 25°C±3°C
Operating Temperature Range	TR	-20 to +85	°C	
Frequency Stability (Frequency Deviation over the Operating Temperature Range)	F/T	±10	ppm	Reference to the Frequency at 25°C
Operating Drive Level		10	μW	
Maximum Drive Level		100	μW	Max.
Equivalent Series Resistance	ESR	40	Ω	Max
Shunt Capacitance	C0	3	pF	Max
Aging at 25°C		±3	ppm	Max, 1st year
Storage Temperature		-55 to +125	°C	
Insulation Resistance		500	MΩ	Min

※ This product doesn't include harmful substance that stipulated by SONY SS-00259 Level 1 and S-AT2-001 Level 1 standard. RoHS Compliant (Pb - Free).

# TYPE FW 2.0x1.6 SEAM SEALED CRYSTAL

**FW400WFMR1**

VER. A 20-Jun-16

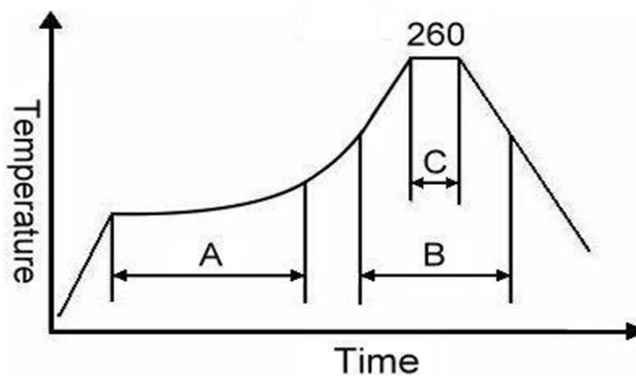
## RELIABILITY SPECIFICATIONS

### MECHANICAL AND ENVIRONMENTAL RATINGS:

- a) FINE LEAK TEST: JESD22-A109 (Condition 1A)  
( $3 \times 10^{-9}$  Pa m<sup>3</sup>/s)
- b) GROSS LEAK TEST: JESD22-A109 (Condition C)
- c) MOISTURE RESISTANCE: JESD22-A113
- d) SHOCK: JESD22-B104 (Condition B)
- e) SOLDERABILITY : (RoHS version): J-STD-002
- f) VIBRATION: JESD22-B103
- g) SOLVENT RESISTANCE: JESD22-B107
- h) RESISTANCE TO SOLDERING HEAT (RoHS version): J-STD-020D Table 5.2 Pb free devices (3 cycles max)

## SUGGESTED IR REFLOW PROFILE

\*As per IPC-JEDEC J-STD-020D



Note:

	Stage	Temperature	Time
A	Preheat	150~200°C	60~120 Sec
B	Primary Heat	217°C	60~150 Sec
C	Peak	260°C	10 Sec

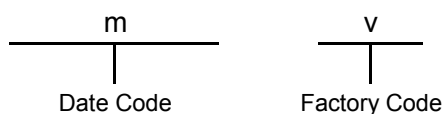
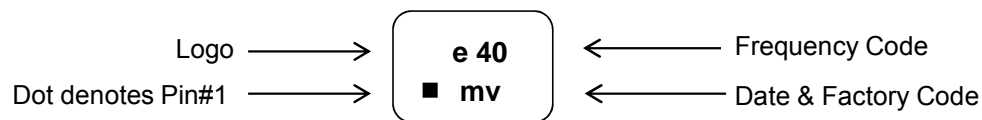
For soldering reflow profile and reliability test ratings go to: <http://www.pericom.com/pdf/sre/reflow.pdf>

# TYPE FW 2.0x1.6 SEAM SEALED CRYSTAL

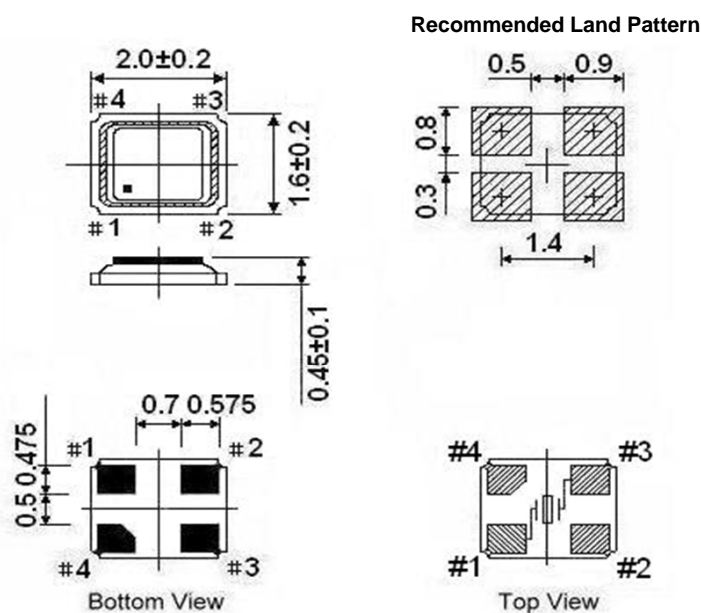
**FW400WFMR1**

VER. A 20-Jun-16

## MARKING



## MECHANICAL DRAWINGS ( Scale: None. Dimensions are in mm.)



\*\* Recommended - Pin 1 & 3: CRYSTAL  
Pin 2 & 4: GND

### Notes:

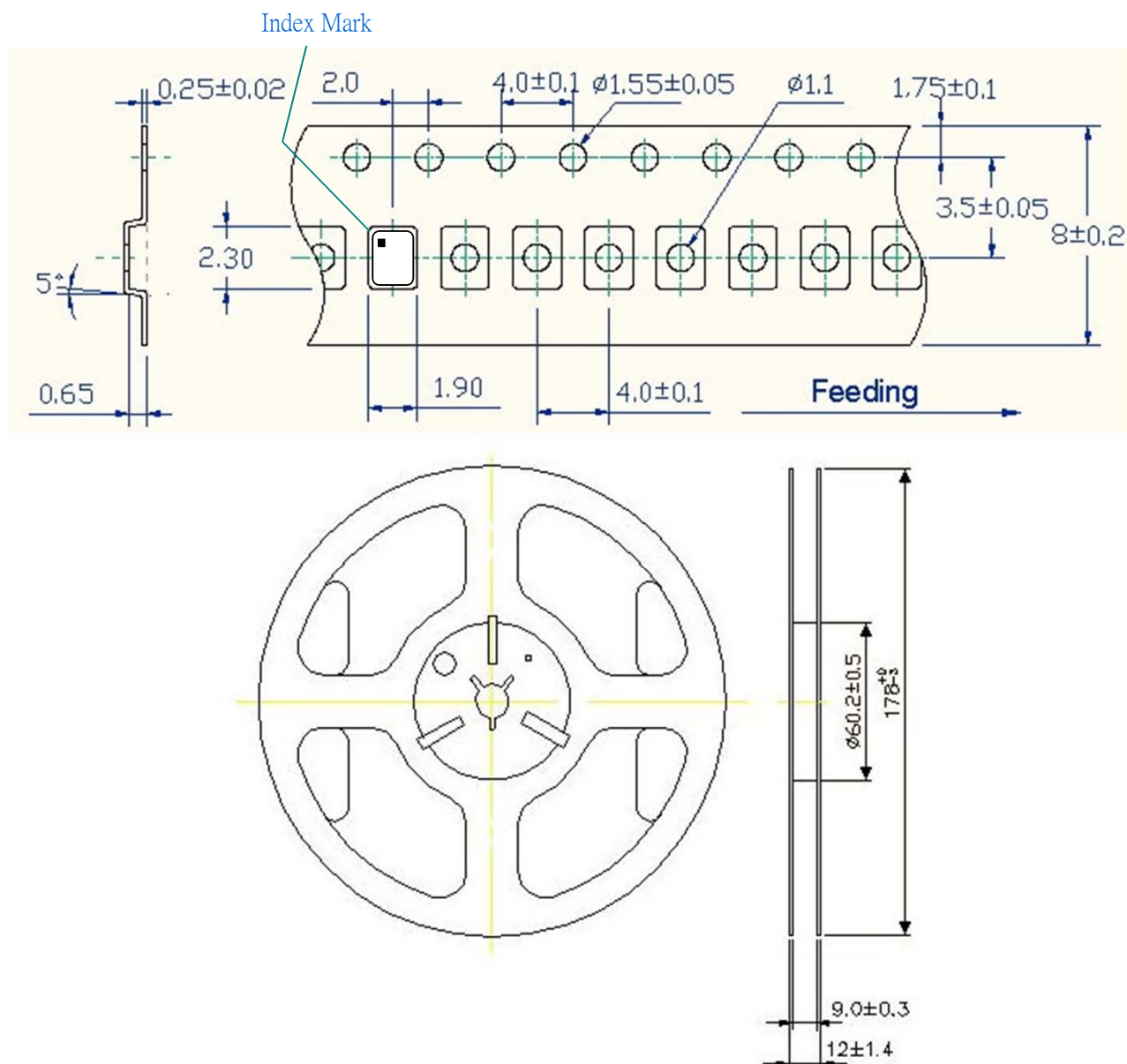
1. Package drawings are for reference only, and the appearances of objects may vary.  
Actual packages are based on the real product.
2. The marking dot denotes Pin#1.
3. The position and shape of the chamfer pin may vary and are based on the real product.

# TYPE FW 2.0x1.6 SEAM SEALED CRYSTAL

**FW400WFMR1**

VER. A 20-Jun-16

## Tape & Reel



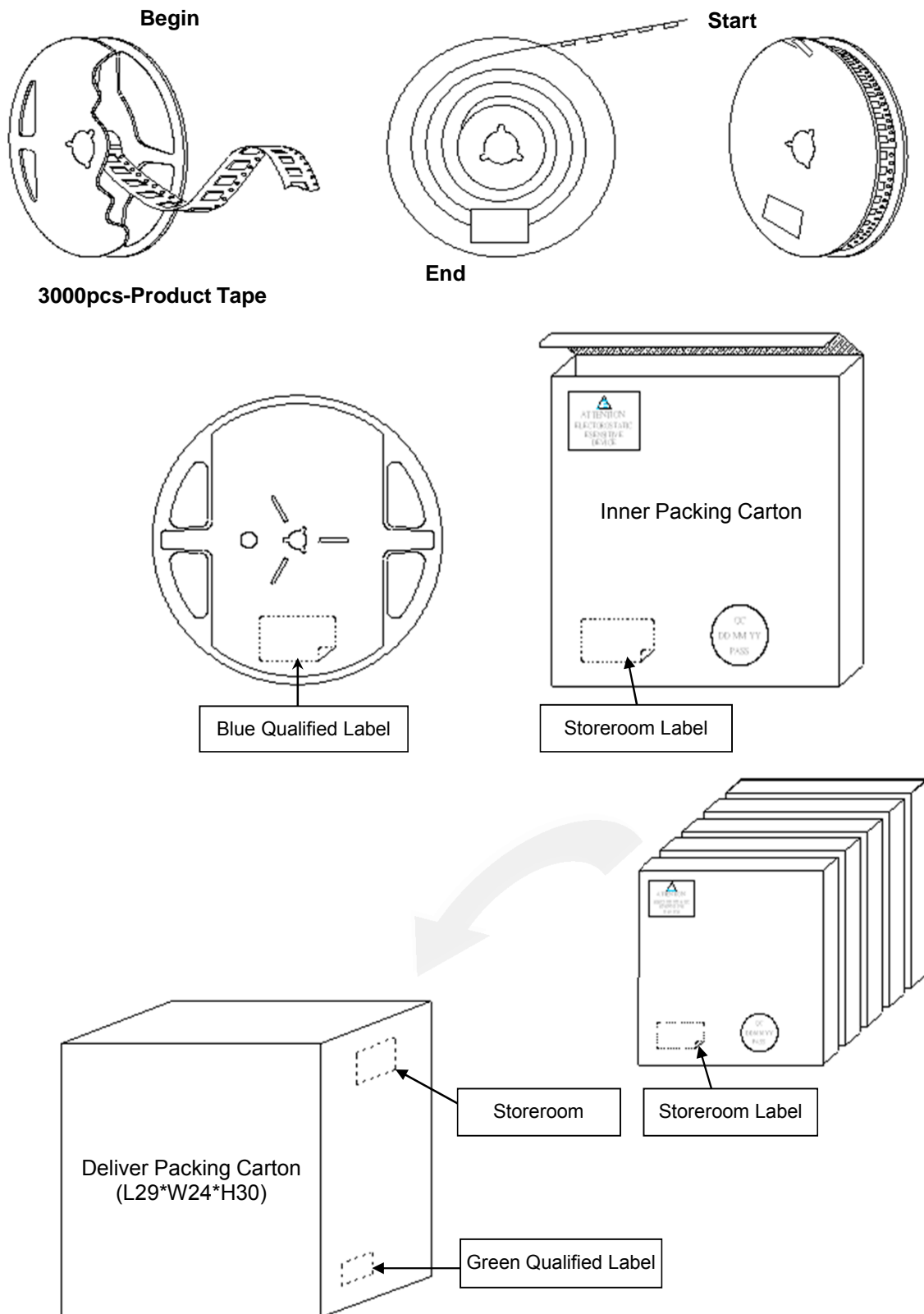
1. 230mm minimum leader which consist of carrier and/or tape followed by a minimum of 160mm of empty carrier tape sealed with cover tape.
2. 160mm minimum trailer of empty carrier tape sealed with cover tape.

# TYPE FW 2.0x1.6 SEAM SEALED CRYSTAL

**FW400WFMR1**

VER. A 20-Jun-16

## PACKING



# Mouser Electronics

Authorized Distributor

Click to View Pricing, Inventory, Delivery & Lifecycle Information:

[Diodes Incorporated:](#)

[FW400WFMR1](#)