
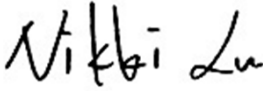



# PSE Technology Corporation

## SPECIFICATION FOR APPROVAL

CUSTOMER	_____
NOMINAL FREQUENCY	27.000000 MHz
PRODUCT TYPE	<b>TYPE F6 6.0x3.5 GLASS SEALED CRYSTAL</b>
SPEC. NO. ( P/N )	F62700016
CUSTOMER P/N	_____
ISSUE DATE	June 14, 2016
VERSION	B

APPROVED	PREPARED	QA
		
APPROVED BY CUSTOMER :		AVL Status
Please return one copy with approval to PSE-TW		

### PSE Technology Corporation

No.2, Tzu-Chiang 5th Rd, Chung Li Industrial Park,  
Chung Li City, Taoyuan County, Taiwan (R.O.C.)  
TEL: 886-3-451-8888  
FAX: 886-3-461-3865  
<http://www.saronix-ecera.com.tw>

\*RoHS Exemption  
\*HF-Halogen Free  
\*REACH Compliant

\*\*\* A company of  **PERICOM Semiconductor Corporation** \*\*\*

## TYPE F6 6.0x3.5 GLASS SEALED CRYSTAL

**F62700016**

VER. B 14-Jun-16

## VERSION HISTORY

[illegible]

# TYPE F6 6.0x3.5 GLASS SEALED CRYSTAL

**F62700016**

VER. B 14-Jun-16

## ELECTRICAL SPECIFICATIONS

Item	Symbol	Specifications	Units	Notes
Nominal Frequency	Fn	27.000000	MHz	
Mode of Oscillation	MO	AT Cut-Fundamental		
Calibration Load Capacitance	CL	18	pF	
Calibration Tolerance	FL	±50	ppm	at 25°C±3°C
Operating Temperature Range	TR	-40 to +85	°C	
Frequency Stability (Frequency Deviation over the Operating Temperature Range)	F/T	±50	ppm	Reference to the Frequency at 25°C
Operating Drive Level		10	μW	
Equivalent Series Resistance	ESR	50	Ω	Max
Shunt Capacitance	C0	5	pF	Max.
Aging at 25°C		±3	ppm	Max, 1st year
Storage Temperature		-55 to +125	°C	
Insulation Resistance		500	MΩ	Min

# TYPE F6 6.0x3.5 GLASS SEALED CRYSTAL

**F62700016**

VER. B 14-Jun-16

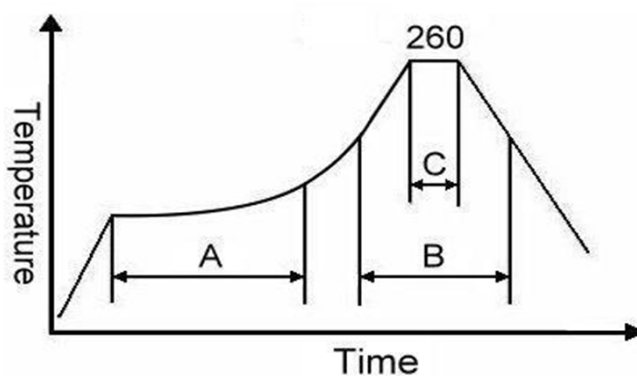
## RELIABILITY SPECIFICATIONS

### MECHANICAL AND ENVIRONMENTAL RATINGS:

- a) FINE LEAK TEST: JESD22-A109 (Condition 1A)
- b) GROSS LEAK TEST: JESD22-A109 (Condition C)
- c) MOISTURE RESISTANCE: JESD22-A113
- d) SHOCK: JESD22-B104 (Condition B)
- e) SOLDERABILITY : (RoHS version): J-STD-002
- f) VIBRATION: JESD22-B103
- g) SOLVENT RESISTANCE: JESD22-B107
- h) RESISTANCE TO SOLDERING HEAT (RoHS version): J-STD-020D Table 5.2 Pb free devices (3 cycles max)

## SUGGESTED IR REFLOW PROFILE

\*As per IPC-JEDEC J-STD-020D



Note:

	Stage	Temperature	Time
A	Preheat	150~200°C	60~120 Sec
B	Primary Heat	217°C	60~150 Sec
C	Peak	260°C	10 Sec

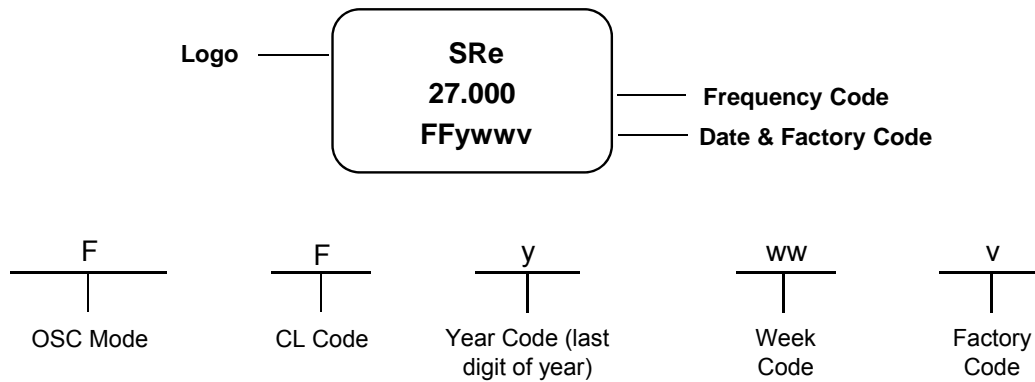
For soldering reflow profile and reliability test ratings go to: <http://www.pericom.com/pdf/sre/reflow.pdf>

# TYPE F6 6.0x3.5 GLASS SEALED CRYSTAL

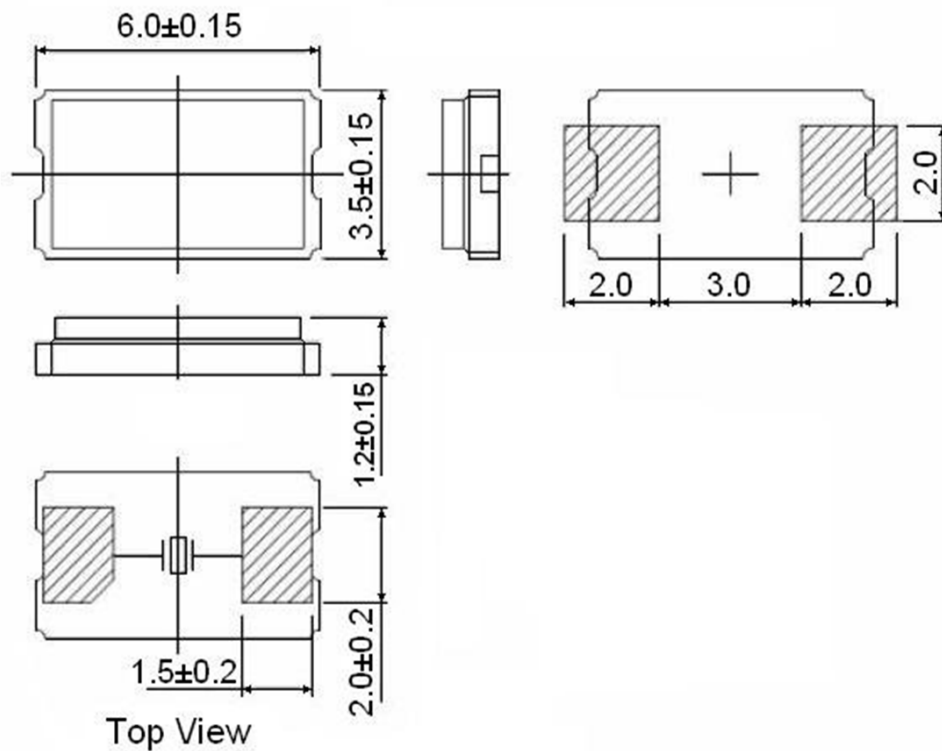
**F62700016**

VER. B 14-Jun-16

## MARKING



## MECHANICAL DRAWINGS ( Scale: None. Dimensions are in mm.)

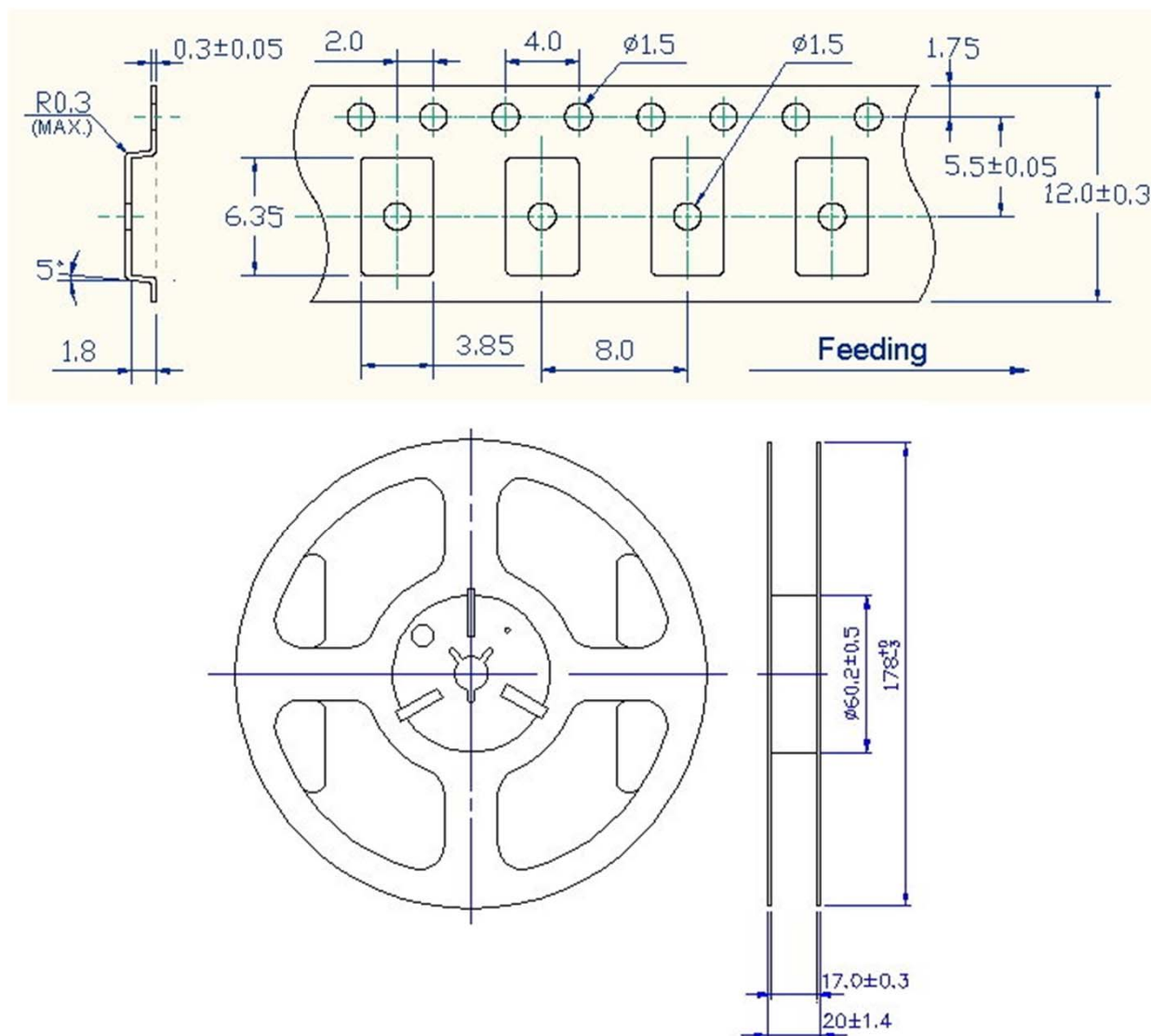


# TYPE F6 6.0x3.5 GLASS SEALED CRYSTAL

**F62700016**

VER. B 14-Jun-16

## Tape & Reel



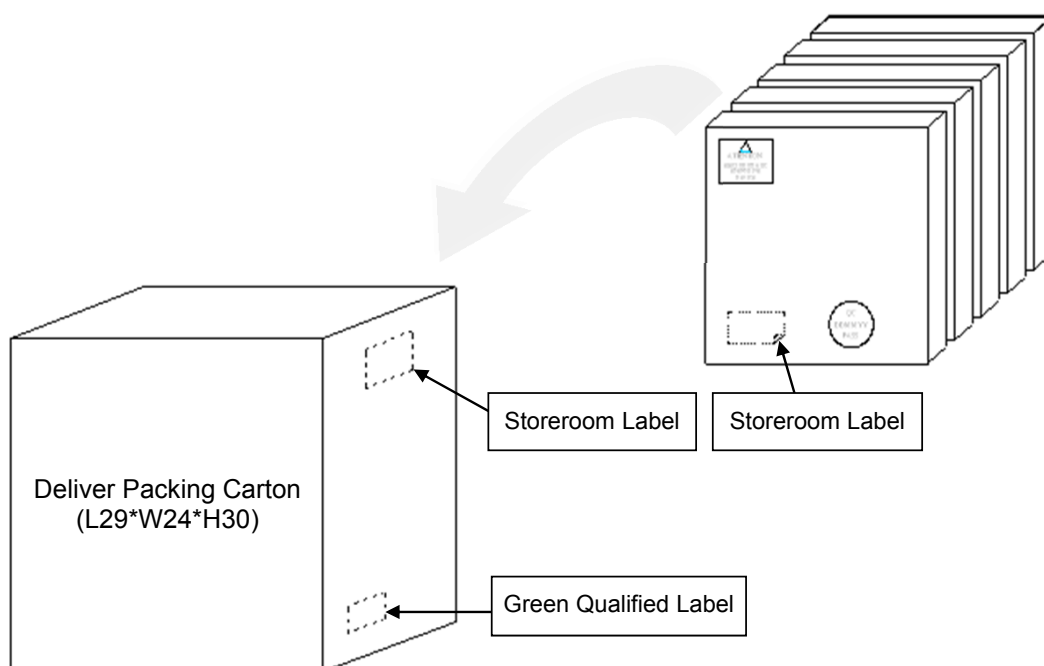
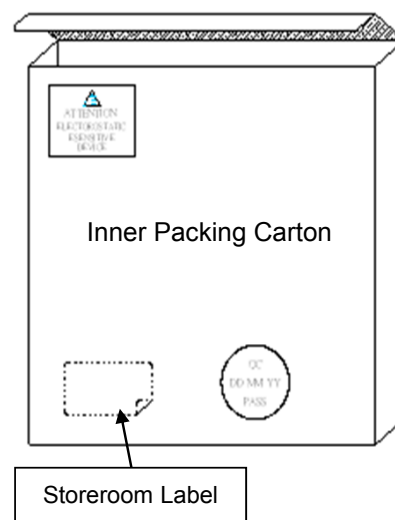
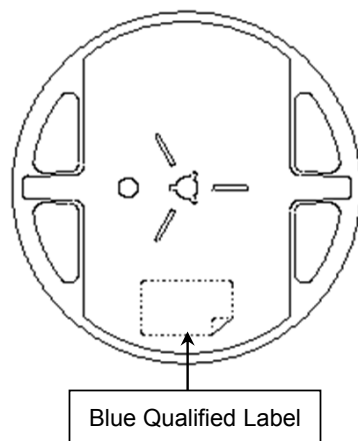
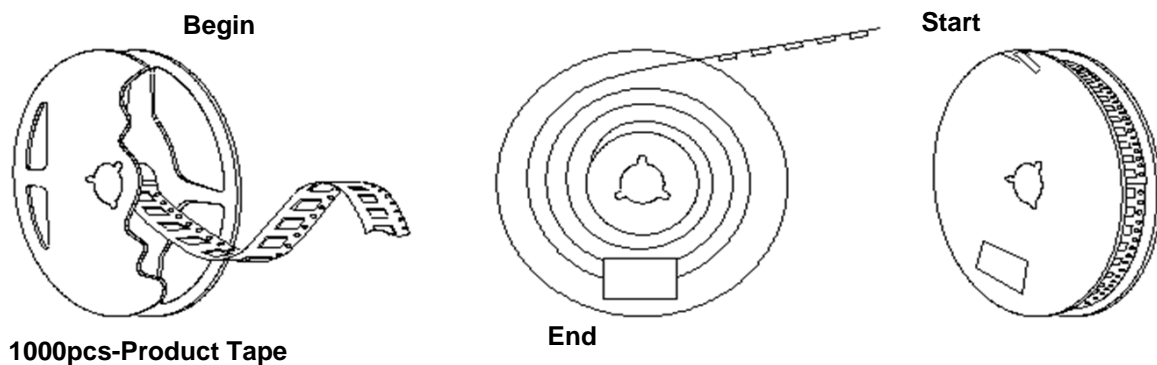
1. 230mm minimum leader which consist of carrier and/or tape followed by a minimum of 160mm of empty carrier tape sealed with cover tape.
2. 160mm minimum trailer of empty carrier tape sealed with cover tape.

# TYPE F6 6.0x3.5 GLASS SEALED CRYSTAL

F62700016

VER. B 14-Jun-16

## PACKING



# Mouser Electronics

Authorized Distributor

Click to View Pricing, Inventory, Delivery & Lifecycle Information:

[Diodes Incorporated:](#)

[F62700016](#)