

**10W CONSTANT POWER
ELP10-UNV-K**

**Certified in
TITLE 20**
Appliance Efficiency Database

**RoHS
COMPLIANT**

UL US LISTED

FC

BC

CEC COMPLIANT HIGH-EFFICIENCY LED EMERGENCY DRIVERS



ADVANTAGES

- **Certified in CA TITLE 20 Appliance Efficiency Database**
- **Energy efficient LiFePO₄ Battery**
- **UL Listed for field and factory installation**
- **For use with emergency only fixtures as well as new and existing fixtures.**
- **Two-piece design for added flexibility**

CERTIFICATIONS

- CA T20 Appliance Efficiency Database
- ROHS
- UL Listed for field and factory installation
- FCC, 47CFR Part 15

DESCRIPTION

The high-efficiency performance of the Hatch **ELP10-UNV-K** LED Emergency Driver meets California Energy Commission (CEC) Title 20 efficiency requirements and is certified in the CA Title 20 Appliance Efficiency Database.

Hatch **ELP10-UNV-K** allows an LED lighting fixture to be used for normal and emergency operation. In the event of a power failure, the **ELP10-UNV-K** switches to emergency mode and operates the existing fixture for a minimum of 90 minutes.

All of the LED Emergency Drivers in the Hatch line include a test switch with integrated charge indicator and are UL Listed for field or factory installation.

SPECIFICATIONS

Input Voltage	120-277VAC ± 10%
Frequency	50/60Hz
Output Voltage	20-60 VDC* Class 2
Output Current	500mA @ 20Vdc 172mA @ 58Vdc
Output Power	10W (constant)
Power Factor	>0.9
Emergency Operation	90 Minutes
Recharge Time:	24 hours
Operating Temperature	0 to 55°C
Max Case Temp (Driver)	75°C
Max Amb. Temp (Battery)	55°C
Case Material	Metal
Battery	LiFePO ₄ 16Vdc
Charging Current	307mA
EMI	FCC, 47CFR Part 15
Protections	Over Voltage, Short Circuit Over Current, Over Temp

*The output power is valid for output voltage less than or equal to 58V, above that power will drop.

FEATURES

- UL 924 LISTED for US and Canada
- Class 2 Compliant
- UL Listed for field and factory installation
- Separate, energy efficient LiFePO₄ battery
- Includes test switch and integrated charge indicator
- For use with switched or unswitched fixtures
- 5-Year Warranty
- Meets requirements for CEC Compliance
- Suitable for damp locations
- Includes installation guide and luminaire modification label
- For use with surface mounts or recessed type IC or non-IC products listed to UL standards.

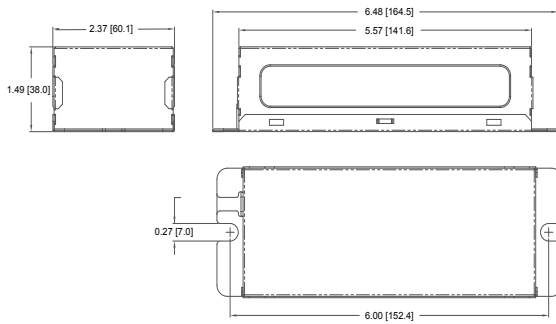
Product specifications are subject to change without notice.



PHYSICAL DIMENSIONS

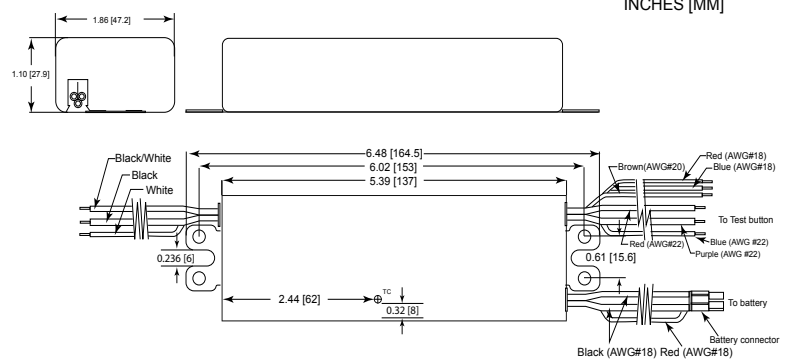
ELP10-UNV-K Constant Power Emergency Driver

BATTERY



Length	6.48 [164.5]	Width	2.37 [60.1]
Height	1.49 [38.0]	Mounting	6.00 [152.4]

EMERGENCY DRIVER

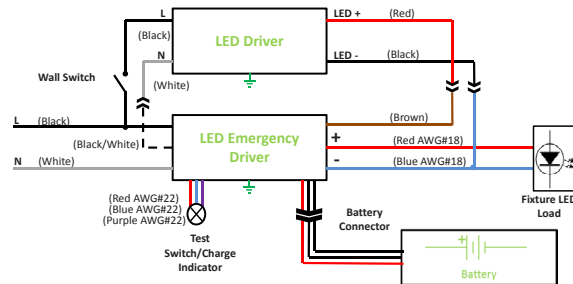


Length	6.48 [164]	Width	1.86 [47.2]
Height	1.10 [27.9]	Mounting	6.02 [153]

WIRING INFORMATION

Input	12", Black(L), White (N) #18AWG
Output	24", Red(+), Blue (-) #18AWG
LED Driver (N)	12", Black/White #18AWG
LED Driver (+)	24" Brown, #20AWG
Battery Connection	24", Red, Black #18AWG
Test Switch Connections	24", Red, Blue, Purple #22 AWG

WIRING DIAGRAM



For additional wiring diagrams please visit

<https://www.hatchlighting.com/elp-alternate-wiring-diagrams>

PACKAGING INFORMATION

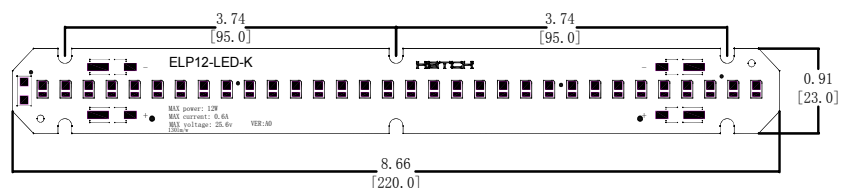
Weight:	2.5 lbs
QTY:	12pc/carton

INCLUDES

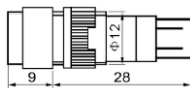
LED Emergency Driver	1	LiFePO ₄ Battery	1
Wall Plate	1	Tek Screws	6
Luminaire Mod. Label	1	Test Button	1
Screw Wire Connectors	3	Installation Guide	1
Wall Plate Screws	2		

OPTIONAL LED MODULE

Part #	Max Power	Max Current	Typ. Voltage	Lumens/ Watt	CRI
ELP12-LED-K	12	600mA	24V	~130	>80



TEST SWITCH



Tolerance:	
>6-30	±0.40
>0-6	±0.25

Recommended hole size for installation: Ø12mm

SINGLE PIECE CONFIGURATION AVAILABLE

SEE SPECIFICATION SHEET FOR ELP10-2060-UNV



Features an integrated LiFePO₄ Battery
for added installation flexibility.

Mouser Electronics

Authorized Distributor

Click to View Pricing, Inventory, Delivery & Lifecycle Information:

[Hatch Lighting:](#)

[ELP10-UNV-K](#)