




ULTRA COMPACT  
ETHERNET TO WI-FI  
BRIDGE



# RABBITCORE® RCM6600W

Embedded module with integrated 802.11 b/g Wi-Fi and 10/100 Ethernet, utilizing Digi Remote Manager® to manage updates and eliminate device deployment issues

The RCM6600W is a fully customizable, ultra compact embedded cloud module with an integrated 802.11b/g and 10/100 Ethernet interface. The dual networking interfaces software supports not only Ethernet to Wi-Fi bridging but also provides secure 802.11i - WPA2 support. The RCM6600W is easily programmable with royalty-free networking libraries, available in the comprehensive software environment Dynamic C. In addition, with up to six serial ports available the RCM6600W can connect to a host of devices such as Digi XBee® ZigBee modules, GPRS and GPS devices, all of which have fully supported libraries within Dynamic C.

The RCM6600W supports Digi Remote Manager, an easy-to-use platform for device control and monitoring. In addition, Digi Remote Manager provides scalability for managing firmware updates to literally thousands of devices with the click of a button.

The capabilities and features of the RCM6600W address many common device deployment concerns ultimately reducing development costs and time to market.

## BENEFITS

- Integrated 802.11b/g and 10/100 Ethernet networking
- 4 A/D inputs 12-bit resolution
- Clock speed up to 180 MHz
- Up to 32 GPIO line and 6 serial ports
- Manage firmware updates with Digi Remote Manager
- Lightweight web server for monitoring and control
- ZigBee and GPS/3G cellular connectivity support
- FCC and CE certified

## RELATED PRODUCTS



Rabbit  
MiniCore®  
RCM6700



Digi Connect  
Wi-ME 9210



Development  
Kits

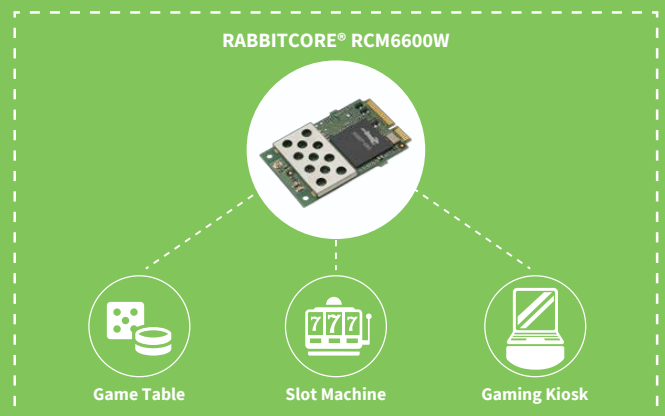
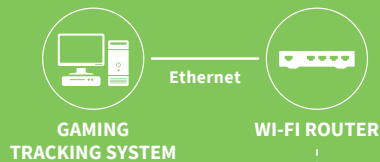


Dynamic C®



Digi Remote  
Manager®

## APPLICATION EXAMPLE



SPECIFICATIONS		RCM6600W		RCM6650W	
FEATURES					
MICROPROCESSOR		Rabbit® 6000 @ 162.5 MHz			
NETWORK PERIPHERALS		10/100Base-T (Ethernet Signals only)			
EMI REDUCTION		Spectrum spreader for reduced EMI (radiated emissions)			
SERIAL FLASH MEMORY (PROGRAM)		1 MB		4 MB	
SRAM		1 MB			
BATTERY-BACKABLE SRAM		32 KB (Internal)		32 KB (Internal), 1 MB (External)	
BACKUP BATTERY		Connection for user-supplied backup battery (to support RTC)			
GENERAL PURPOSE I/O		Up to 35 parallel digital I/O lines configurable with 4 layers of alternate functions, plus FIM (Flexible Interface Module) control			
ANALOG INPUTS		0, 2 or 4-inputs shared with PE0, 1 or PE2, 3.12 bit resolution, 11 bits performance at up to 1 M sample/sec (125 k sample/sec for any one input with no CPU overhead). Input range 100 mV to VCC-100 mV typical.			
ADDITIONAL INPUTS		Reset in			
ADDITIONAL OUTPUTS		Status, reset out			
EXTERNAL I/O BUS		Can be configured for 8 data lines 8 address lines (shared with parallel I/O lines), plus I/O read/write			
SERIAL PORTS		6 high-speed, CMOS-compatible ports: All 6 configurable as asynchronous (with IrDA), 4 as clocked serial (SPI), and 2 as SDLC/HDLC 1 clocked serial port shared with programming port			
SERIAL RATE		Maximum asynchronous baud rate = CLK/8			
SLAVE INTERFACE		Slave port allows the module to be used as an intelligent peripheral device slaved to a master processor			
REAL-TIME CLOCK		Yes			
TIMERS		Ten 8-bit timers (6 cascadable from the first), one 10-bit timer with 2 match registers, and one 16-bit timer with 4 outputs and 8 set/reset registers			
WATCHDOG/SUPERVISOR		Yes			
PULSE-WIDTH MODULATOR		4 channels synchronized PWM with 10-bit counter or 4 channels variable-phase or synchronized PWM with 16-bit counter			
INPUT CAPTURE		2-channel input capture can be used to time input signals from various port pins			
QUADRATURE DECODER		2-channel quadrature decoder accepts inputs from external incremental encoder modules			
POWER		3.15 VDC (min.) - 3.45 VDC (max.) 625 mA @ 3.3 V while transmitting/receiving 85 mA @ 3.3 V while not transmitting/receiving			
OPERATING TEMPERATURE		-30° C to +55° C			
HUMIDITY		5% to 95%, non-condensing			
CONNECTORS		Edge connectors for interface with 52-pin mini PCI Express socket			
BOARD SIZE		1.20 in × 2.00 in × 0.40 in (30 mm × 51 mm × 10 mm)			
WI-FI SPECIFICATIONS					
TYPICAL AVERAGE ANTENNA OUTPUT POWER		Americas, Japan: 802.11b: 19 dBm; 802.11g: 15 dBm Other Regions: 802.11b: 18 dBm; 802.11g: 15 dBm			
COMPLIANCE		802.11b/g, 2.4 GHz			

PART NUMBERS	DESCRIPTION
20-101-1322	RCM6600W
20-101-1323	RCM6650W
101-1324	RCM6600W Deluxe Development Kit
101-1325	RCM6600W Standard Development Kit

**DIGI SERVICE AND SUPPORT** / You can purchase with confidence knowing that Digi is always available to serve you with expert technical support and our industry leading warranty. For detailed information visit [www.digi.com/support](http://www.digi.com/support).

© 1996-2017 Digi International Inc. All rights reserved.  
All trademarks are the property of their respective owners.

91002925  
C3/717

**DIGI INTERNATIONAL WORLDWIDE HQ**  
877-912-3444 / 952-912-3444 / [www.digi.com](http://www.digi.com)

**DIGI INTERNATIONAL GERMANY**  
+49-89-540-428-0

**DIGI INTERNATIONAL JAPAN**  
+81-3-5428-0261 / [www.digi-intl.co.jp](http://www.digi-intl.co.jp)

**DIGI INTERNATIONAL SINGAPORE**  
+65-6213-5380

**DIGI INTERNATIONAL CHINA**  
+86-21-50492199 / [www.digi.com.cn](http://www.digi.com.cn)



# Mouser Electronics

Authorized Distributor

Click to View Pricing, Inventory, Delivery & Lifecycle Information:

[Digi International:](#)

[101-1295](#) [101-1324](#) [101-1325](#) [20-101-1322](#) [20-101-1323](#)