



INDUSTRIAL-GRADE
DIGI XBEE® TO IP
GATEWAYS



DIGI CONNECTPORT X2

Customizable, low-cost Digi XBee® to Ethernet gateways offer easy IP networking of RF devices and sensor networks

ConnectPort® X2 is a small Digi XBee to Ethernet gateway that provides low-cost IP networking of RF devices and sensor networks. Featuring an easy development environment, ConnectPort X2 enables custom applications to run locally while interfacing across existing Ethernet networks for WAN connectivity to the internet.

ConnectPort X2 products feature an end-to-end development environment based on local customization via Python, allowing for rapid M2M-specific application development on the industry standard Python scripting engine.

Digi ESP™ provides an IDE featuring device detection, debugging, compiling and downloading of Python code to Digi gateways.

Digi Remote Manager® provides a platform for the design, testing and deployment of M2M solutions. Using Digi Remote Manager, developers are able to seamlessly integrate remote devices and device data into business applications and processes.

BENEFITS

- Digi XBee to Ethernet IP gateways support numerous Digi XBee protocols
- Industrial grade enclosures for rugged environments
- Digi Remote Manager® for secure, scalable access to an unlimited number of remote assets and seamless web services integration from Digi gateways into customer back office applications
- Digi Foundations™ 1-, 3- or 5-year subscription available

RELATED PRODUCTS



Modules



Adapters



Range Extenders

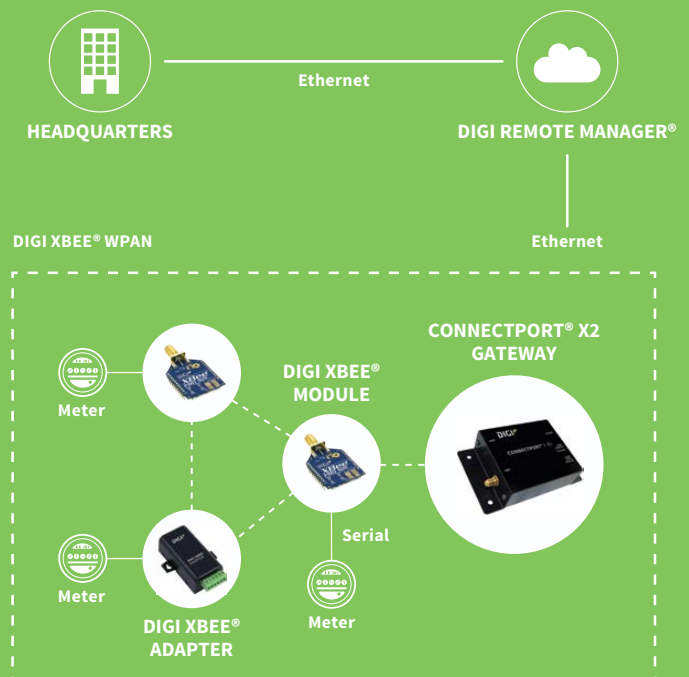


Sensors



Development Kits

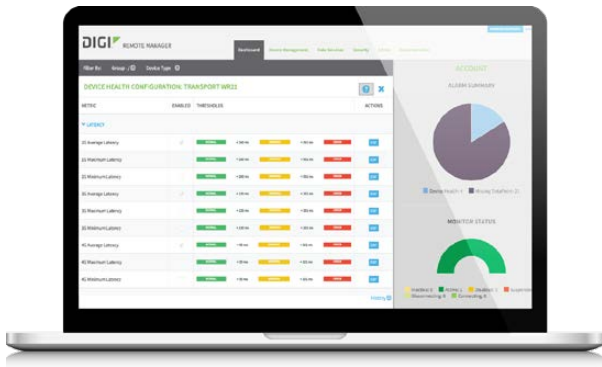
APPLICATION EXAMPLE



SPECIFICATIONS		Digi ConnectPort® X2	
GENERAL			
MANAGEMENT		HTTP/HTTPS web interface, password access control, IP service port control, optional secure enterprise management via Digi Remote Manager	
PROTOCOLS		UDP/TCP, DHCP, SNMPv1	
TOTAL MEMORY		8 MB Flash, 16 MB RAM	
LEDS		Ethernet status, power, ZigBee link/activity	
SECURITY		SSL tunnels	
DIMENSIONS (L X W X H) AND WEIGHT		13.9 cm x 7.0 cm x 2.9 cm (5.50 in x 2.75 in x 1.13 in); 0.20 kg (0.44 lb)	
WIRELESS INTERFACES			
DIGI XBEE MODULE OPTIONS		Zigbee, 900HP	
ANTENNA PORT		RPSMA female	
ETHERNET			
PORTS		(1) RJ-45 port	
PHYSICAL LAYER		10/100 Base-T	
DATA RATE AND MODE		10/100 Mbps (auto-sensing); Full or half duplex (auto-sensing)	
POWER REQUIREMENTS			
POWER INPUT		9-30 VDC	
POWER SUPPLY		12 VDC power supply for 0° C to 60° C (32° F to 140° F) with locking barrel connector included; extended temperature power supply available separately	
POWER CONSUMPTION		Idle: 1.2 W, Max: 3.4 W	
SURGE PROTECTION (W/INCLUDED POWER SUPPLY)		4 kV burst (EFT) per-4-4, 2 kV surge per EN61000-4	
ENVIRONMENTAL			
OPERATING TEMPERATURE		-30° C to 70° C (-22° F to 158° F)	
RELATIVE HUMIDITY		5% to 95% (non-condensing)	
ETHERNET ISOLATION		1500 VAC min per IEEE802.3 / ANSI X3.263	
REGULATORY APPROVALS			
SAFETY		EN60950	
EMISSIONS/IMMUNITY		CE, FCC Part 15 (Class A)	
WARRANTY			
PRODUCT WARRANTY		3-year + Digi Foundations*	

*Digi Foundations can extend the standard three-year warranty to a Limited Lifetime Warranty that provides replacement with a new or similar Digi product for a period of five years from the date of purchase. After five years from the purchase date, the warranty value will revert to a 40 percent credit towards the MSRP of an equivalent product from Digi.

DIGI REMOTE MANAGER®



INFRASTRUCTURE

- Hosted in a commercial-grade SAS 70-certified environment
- Superior availability, operating to 99.9% or greater
- Open APIs available to support application development

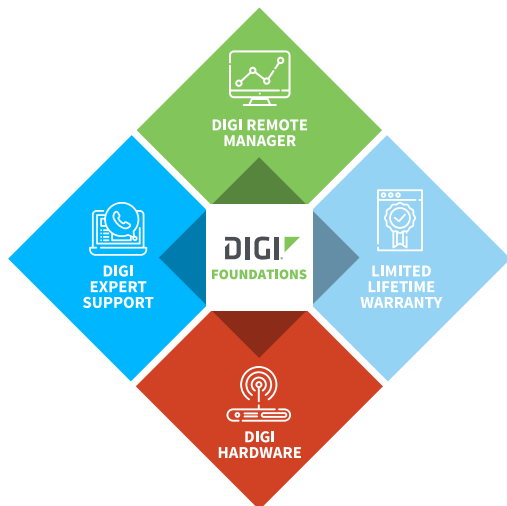
CAPABILITIES

- Centralized management of remote devices over 3G/4G LTE
- Define standard configurations and automatically monitor individual devices for PCI security compliance
- Report and alert on performance statistics, including connection history, signal quality, latency, data usage and packet loss
- No servers or applications to operate and maintain
- Complete tasks for your entire device network in minutes
- Edit configurations and update firmware for your individual devices or groups
- Monitor the status and location of your remote device via a web browser
- Active or deactivate cellular lines and monitor data to ensure you never incur overage charges

SECURITY

- Certified SSAE-16 facilities
- Member of the Cloud Security Alliance
- Over 175 security controls in place to protect your data
- Enables compliance with security frameworks like PCI, HIPAA, NIST and more
- Earned SkyHigh's Cloud Trust Program highest ranking of Enterprise-Ready

DIGI FOUNDATIONS™



IT'S TIME TO CONNECT WITH CONFIDENCE

The convenient, comprehensive and secure way to integrate IoT communications hardware, device management software, global support and lifetime warranty protection into a connectivity solution to simplify your IoT network growth.

- [Digi Remote Manager®](#) (DRM) gives you a single point of contact, command and control with sophisticated remote device monitoring and management tools.
- [Digi Expert Support](#) is available around the clock, seven days a week, around the world with experts ready to provide technical support by phone, email or online.
- [Digi Limited Lifetime Warranty](#) lowers the total cost of ownership with hardware protection and equipment upgrades to expand your network as needs evolve.

Digi Foundations, with DRM, simplifies network and device management – for hundreds or hundreds-of-thousands of Digi or third-party devices – with options to upgrade as technology evolves. Isn't it time you got better connected?

For more information visit: digi.com/foundations

PART NUMBERS	DESCRIPTION
X2-Z11-EM-A	ConnectPort X2 - Digi XBee (ZigBee) to Ethernet, industrial enclosure, antennas and power supply included
X2-Z11-EM-W	ConnectPort X2 - Digi XBee (ZigBee) to Ethernet, industrial enclosure, antennas and power supply included (International)
X2-HMA-EM-W	ConnectPort X2 - Digi XBee-PRO 900HP to Ethernet, industrial enclosure. Antennas and power supply included for Australia (International)
X2-HMU-EM-A	ConnectPort X2 - Digi XBee-PRO 900HP to Ethernet, industrial enclosure, antennas and power supply included
X2-HMU-EM-B	ConnectPort X2 - XBee-PRO 900HP to Ethernet, industrial enclosure, antenna (A09-HASM-675) and international power supply (24000091) included for Brazil

DIGI FOUNDATIONS™	AVAILABLE FOR DIGI CONNECTPORT X2
DGF-BDL-STAN-1YR	Digi Foundations add-on, 1 year, includes Expert Support, Digi Remote Manager, and Limited Lifetime Warranty
DGF-BDL-STAN-3YR	Digi Foundations add-on, 3 years, includes Expert Support, Digi Remote Manager, and Limited Lifetime Warranty
DGF-BDL-STAN-5YR	Digi Foundations add-on, 5 years, includes Expert Support, Digi Remote Manager, and Limited Lifetime Warranty

FOR MORE INFORMATION
PLEASE VISIT WWW.DIGI.COM

DIGI SERVICE AND SUPPORT / You can purchase with confidence knowing that Digi is always available to serve you with expert technical support and our industry leading warranty. For detailed information visit www.digi.com/support.

© 1996-2019 Digi International Inc. All rights reserved.
All trademarks are the property of their respective owners.

91001647
J1/1019

DIGI INTERNATIONAL WORLDWIDE HQ
877-912-3444 / 952-912-3444 / www.digi.com

DIGI INTERNATIONAL GERMANY
+49-89-540-428-0

DIGI INTERNATIONAL JAPAN
+81-3-5428-0261 / www.digi-intl.co.jp

DIGI INTERNATIONAL SINGAPORE
+65-6213-5380

DIGI INTERNATIONAL CHINA
+86-21-50492199 / www.digi.com.cn



Mouser Electronics

Authorized Distributor

Click to View Pricing, Inventory, Delivery & Lifecycle Information:

DIGI:

[X2-Z11-EM-A](#) [X2-Z11-EM-W](#) [X2-HMU-EM-A](#) [X2-HMA-EM-W](#) [X2-HMU-EM-B](#)