

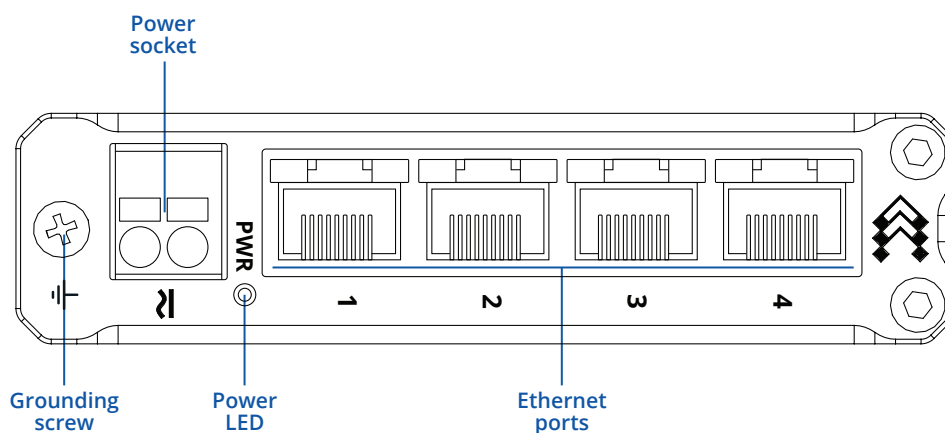


TSW304

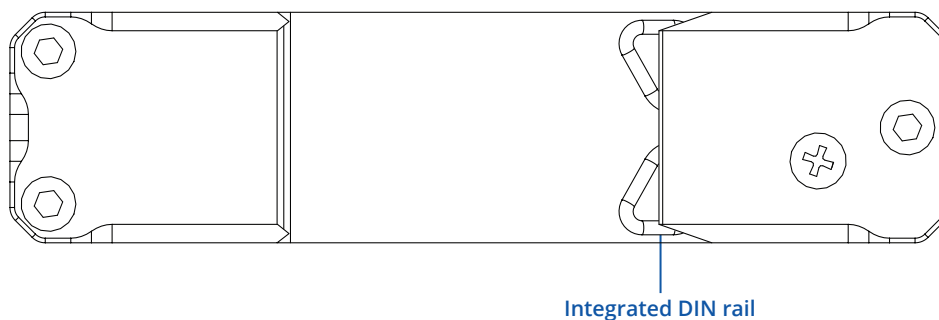


HARDWARE

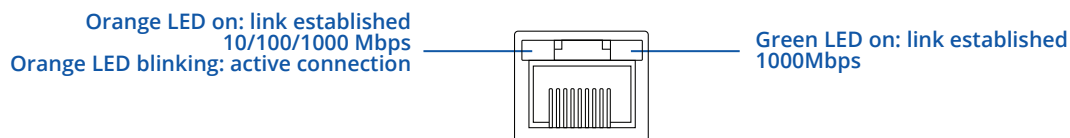
FRONT VIEW



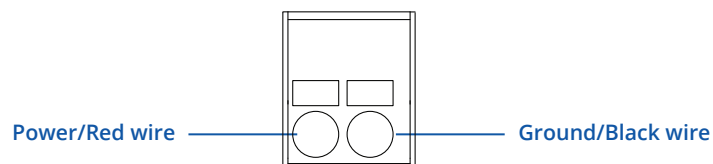
BACK VIEW



RJ45 LED MEANING



POWER SOCKET PINOUT



FEATURES

ETHERNET

LAN	4 x RJ45 ports, 10/100/1000 Mbps, compliance with IEEE 802.3, IEEE 802.3u, 802.3az standards, supports auto MDI/MDIX crossover
-----	--

PERFORMANCE SPECIFICATIONS

Bandwidth (Non-blocking)	8 Gbps
Packet buffer	128 KB
MAC address table size	2K entries
Jumbo frame support	9216 bytes

POWER

Connector	2-pin industrial power socket
Input voltage range	7 - 57 VDC; 9-40 VAC
PoE (passive)	Passive PoE input on port No. 1
Power consumption	Idle: 0.26 W / Max: 1.44 W

PHYSICAL INTERFACES (PORTS, LEDS, ANTENNAS, BUTTONS, SIM)

Ethernet	4 x RJ45 ports, 10/100/1000 Mbps
Status LEDs	1 x Power LED, 8 x LAN status LED's
Power	1 x 2-pin industrial power socket
Grounding	1 x Grounding screw

PHYSICAL SPECIFICATION

Casing material	Aluminum housing
Dimensions (W x H x D)	102 x 25 x 81.5 mm
Weight	210 g
Mounting options	DIN rail mounting

OPERATING ENVIRONMENT

Operating temperature	-40 °C to +75 °C
Operating humidity	10 % to 90 % non condensing
Ingress Protection Rating	IP30

CERTIFICATION & APPROVALS

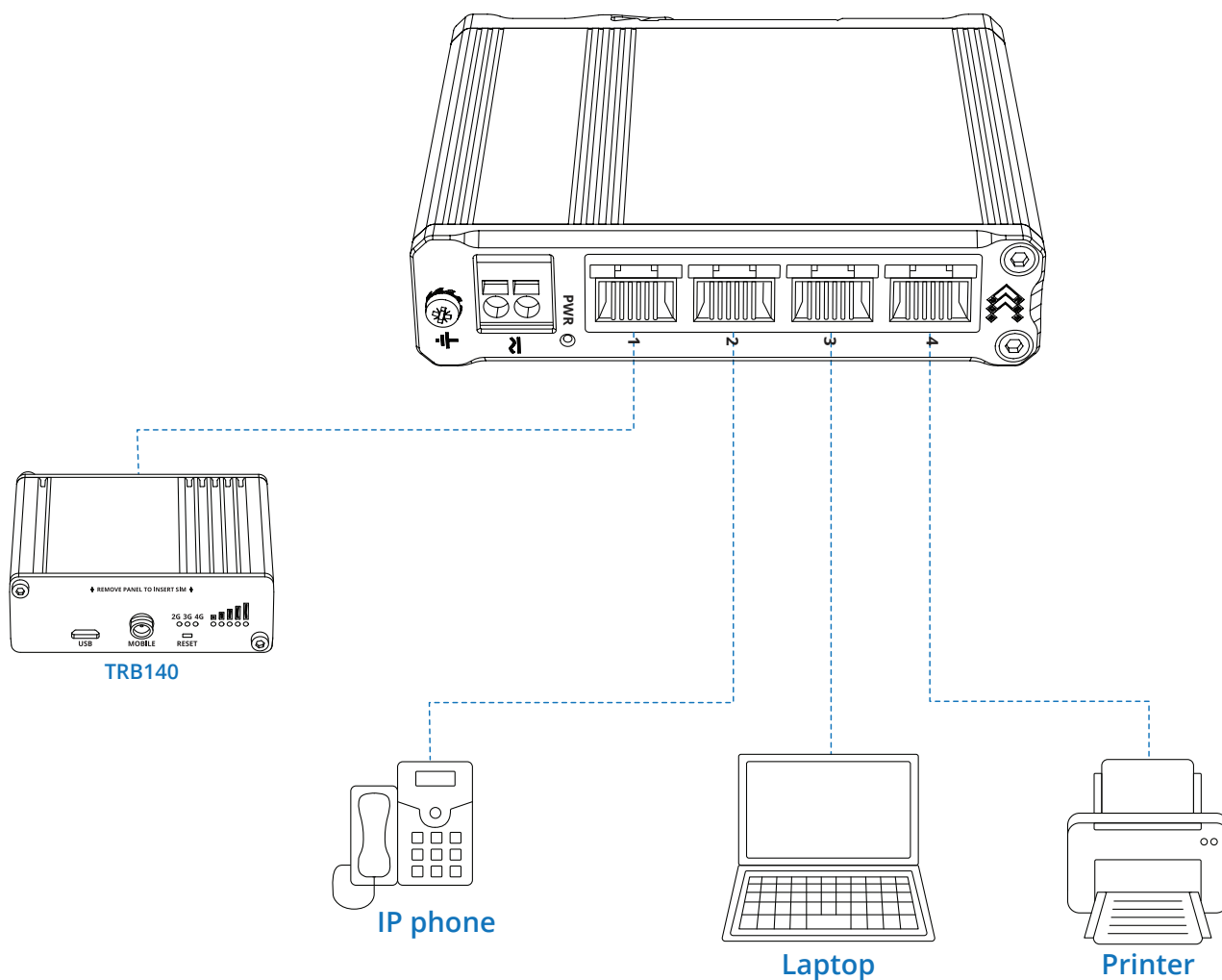
Regulatory	CE, REACH, RoHS, WEEE, UKCA, FCC, IC, CB, RCM
------------	---

SAFETY

Standards	EN IEC 62368-1:2020+A11:2020
-----------	------------------------------

HARDWARE INSTALLATION

1. Connect your main internet router/modem to TSW304.
2. Connect end devices to TSW304 1 to 4 port.
3. Connect 2 pin power plug to TSW304 to power up switch.



TECHNICAL INFORMATION

Technical specifications	
Input voltage range	7 – 57 VDC; 9-40 VAC
Max power consumption	1.44 W
Max Ethernet cable length	100 m

* Order code dependent.

WHAT'S IN THE BOX?

STANDARD PACKAGE CONTAINS

- TSW304
- QSG (Quick Start Guide)
- Packaging box



TSW304

STANDARD ORDER CODES

PRODUCT CODE	HS CODE	HTS CODE	PACKAGE CONTAINS
TSW304 00B000	851762	8517.62.00	Standard package

For more information on all available packaging options – please contact us directly.

TSW304 SPATIAL MEASUREMENTS & WEIGHT

MAIN MEASUREMENTS

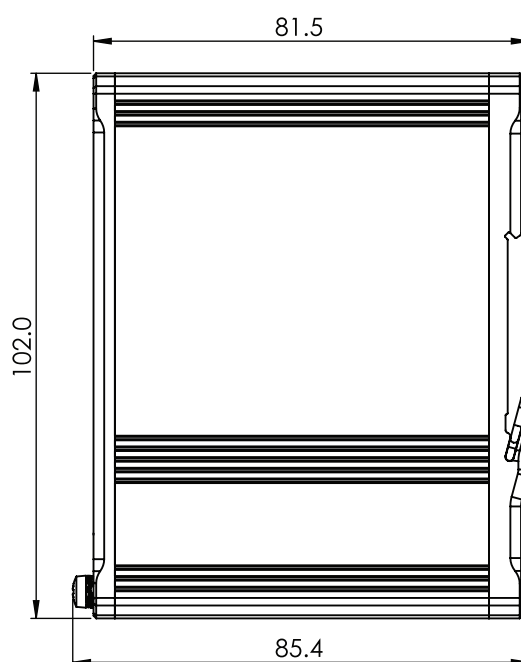
W x H x D dimensions for TSW304:

Device housing*: 102 x 25 x 81.5

Box: 173 x 71 x 148


TOP VIEW

The figure below depicts the measurements of TSW304 and its components as seen from the top:



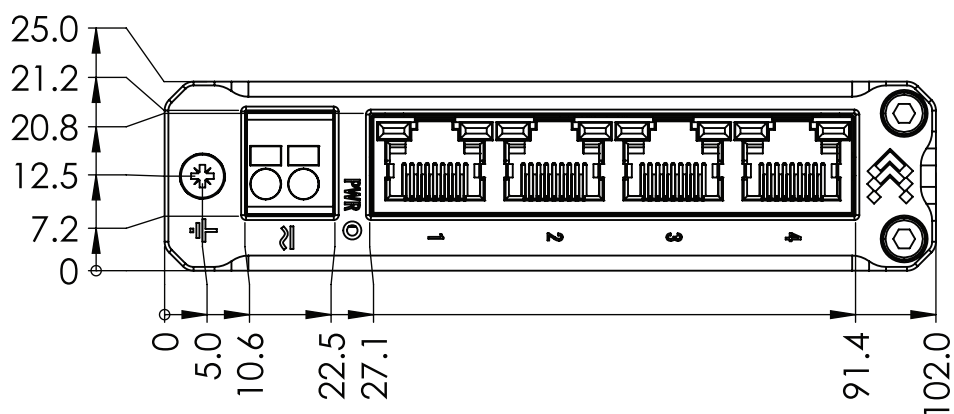
RIGHT VIEW

The figure below depicts the measurements of TSW304 and its components as seen from the right side:



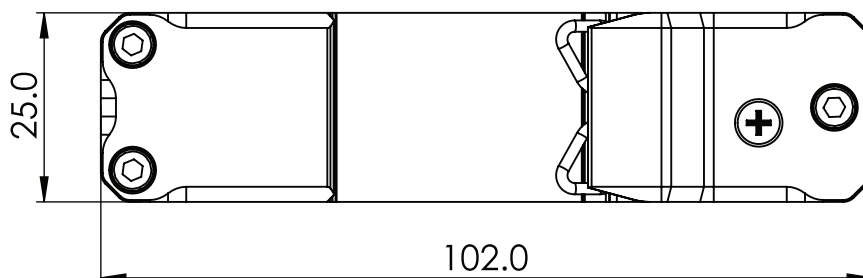
FRONT VIEW

The figure below depicts the measurements of TSW304 and its components as seen from the front panel side:



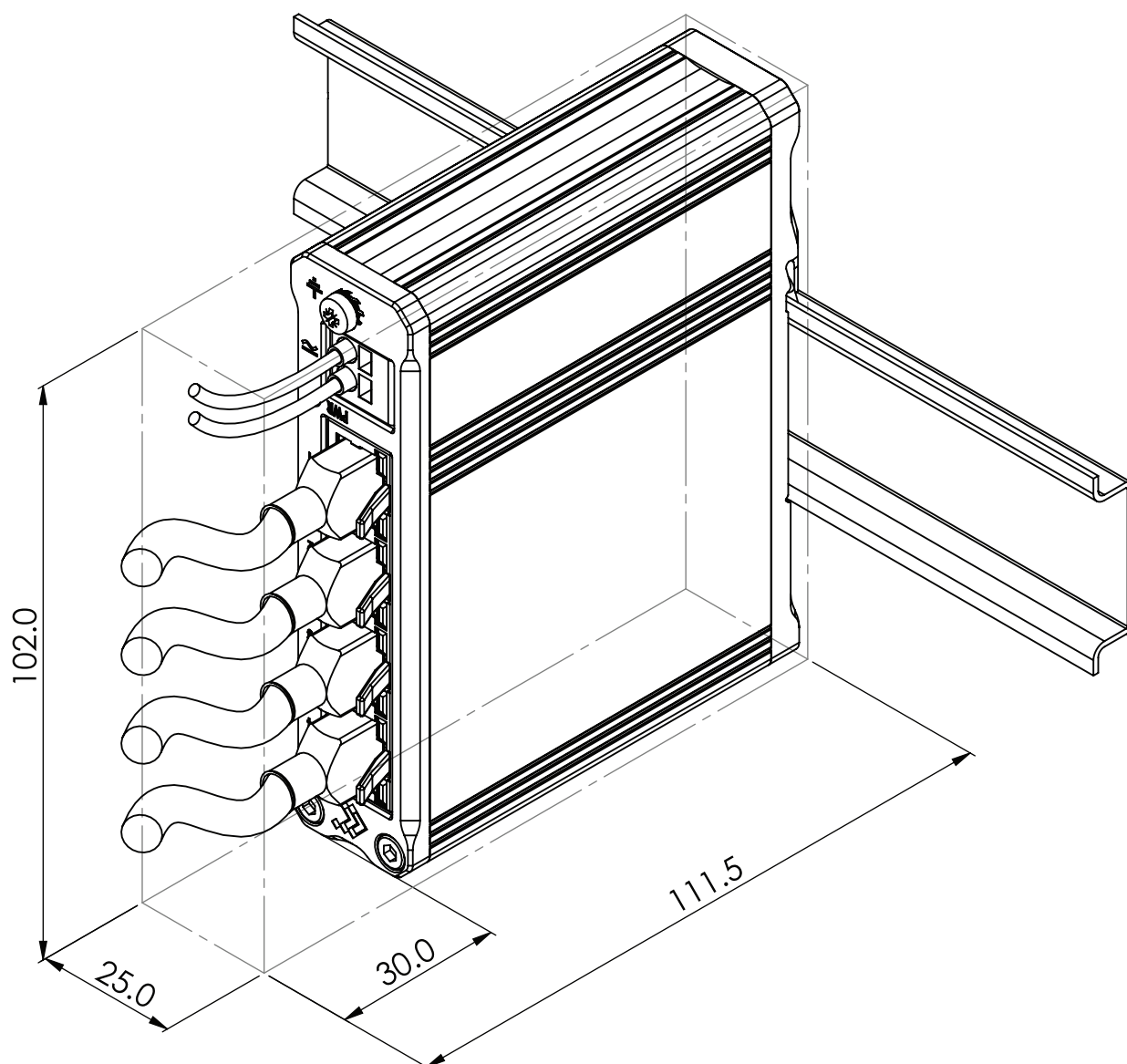
REAR VIEW

The figure below depicts the measurements of TSW101 and its components as seen from the back panel side:



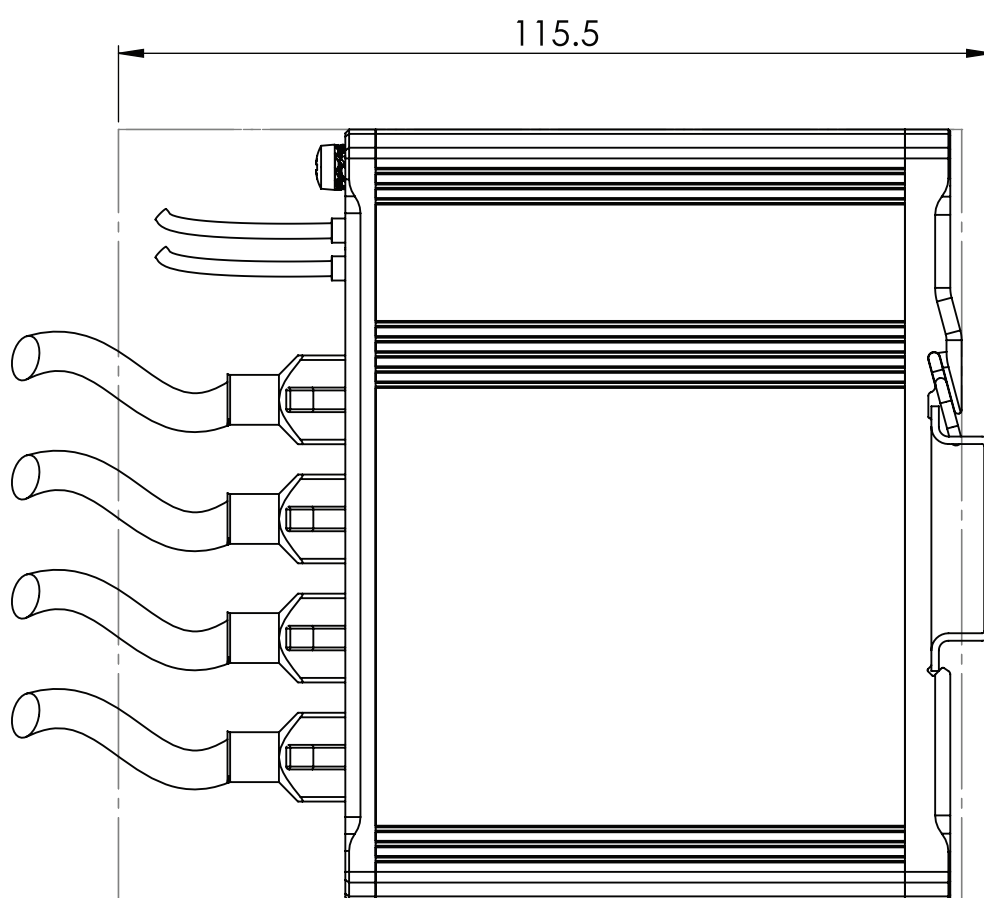
MOUNTING SPACE REQUIREMENTS

The figure below depicts an approximation of the device's dimensions when cables and antennas are attached:



DIN RAIL

The scheme below depicts protrusion measurements of an attached DIN Rail:



Mouser Electronics

Authorized Distributor

Click to View Pricing, Inventory, Delivery & Lifecycle Information:

[Teltonika:](#)

[TSW30400B000](#)