

Scorpion Catalog Correction

A-010 Rev C1

Dear Customer:

It is our goal to provide you with up-to-date product literature. In order to achieve this goal, we are supplying the attached pages.

These pages will update your **Scorpion** catalog to the new revision of **A-010 Rev C1**. It also will correct errors contained in our printed material and/or provide information about product expansion. These changes are indicated by ***bold italics and are underlined***. Please reference page numbers at bottom of each page for proper placement in the catalog.

If you would like to request additional printed copies, email your request to info@connectpositronic.com. Please indicate the catalog and revision level requested, along with your name, address, city, state/province, country, and postal code.

Also, updated PDF catalogs can be obtained by visiting our web site at www.connectpositronic.com/catalogs/.

Please update your catalog accordingly.

We will make these corrections in the upcoming printing of this catalog. Contact us for any additional information at the location nearest you listed above.

Material and Finishes:

Precision machined copper alloy
with gold flash over nickel.

Consult sales for other contact sizes,
materials, finishes, termination styles
and more details.

Note:

Please use correct wire size
and it should be smaller than ØA of
the contact. Some connectors may not
accommodate some thicker insulation
wires. Customer review for wire
selection is recommended. Removable
contacts should be allowed to float
after installation in connector body. This
enables superior mating performance.
If floating is not enabled, some mating
issues may occur; especially when wires/
cables are bent at a severe angle.

SIZE 18 REMOVABLE CRIMP CONTACTS

(Contacts Ordered Separately)

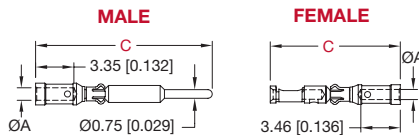


PART NUMBER (STANDARD CONDUCTIVITY CONTACTS)	PART NUMBER (HIGH CONDUCTIVITY CONTACTS)	WIRE SIZE AWG [mm²]	ØA	ØB	ØD	SEQUENTIAL MATE	C
FEMALE CONTACTS							
FC1816P2	FC1816P2S	16-18 [1.5-1.0]	1.70 [0.067]	1.70 [0.067]	2.43 [0.096]	N/A	19.34 [0.761]
FC1820P2	FC1820P2S	20 [0.5]	1.14 [0.045]	1.73 [0.068]	1.73 [0.068]		
MALE CONTACTS							
MC1816N-PA561	MC1816NS-PA561	16-18 [1.5-1.0]	1.70 [0.067]	1.70 [0.067]	2.43 [0.096]	FIRST	21.08 [0.830]
MC1816N	MC1816NS					STANDARD	19.08 [0.751]
MC1820N-PA561	MC1820NS-PA561	20 [0.5]	1.14 [0.045]	1.73 [0.068]	1.73 [0.068]	FIRST	21.08 [0.830]
MC1820N	MC1820NS					STANDARD	19.08 [0.751]

N/A - Not Applicable

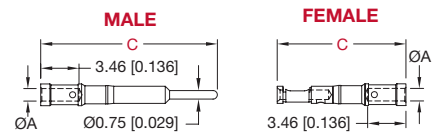
SIZE 22 REMOVABLE CRIMP CONTACTS

(Contacts Ordered Separately)



SIZE 22 NON REMOVABLE CRIMP CONTACTS

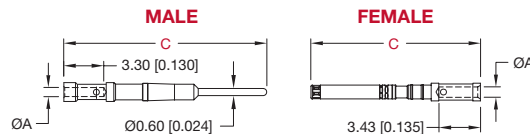
(Contacts Ordered Separately)



REMOVABLE CONTACT	NON REMOVABLE CONTACT	WIRE SIZE AWG [mm ²]	ØA	C
FEMALE CONTACTS				
FC422P9	FC422T-PA908	22 - 26 [0.3-0.12]	0.89 [0.035]	11.41 [0.449]
MALE CONTACTS				
MC422N9	MC422T-PA908	22 - 26 [0.3-0.12]	0.89 [0.035]	15.49 [0.610]

N/A - Not Applicable

HYPERBOLOID 0.6MM NON REMOVABLE CRIMP CONTACTS



NON REMOVABLE CONTACT	WIRE SIZE AWG [mm ²]	ØA	C
FEMALE CONTACTS			
FC3124T	24 - 28 [0.25-0.08]	0.86 [0.034]	13.96 [0.550]
MALE CONTACTS			
MC3124T	24 - 28 [0.25-0.08]	0.76 [0.030]	16.70 [0.657]

N/A - Not Applicable

Materials and Finishes:

Precision machined copper alloy with gold flash over nickel.

Consult sales for other contact sizes, materials, finishes, termination
styles and more details.

Mouser Electronics

Authorized Distributor

Click to View Pricing, Inventory, Delivery & Lifecycle Information:

Positronic:

[MC1816N-PA561](#)