

Dialight Lumidrives

LUMILIGHT

LED LIGHT ENGINES

SINGLE COLOR



Patents pending

FEATURES / BENEFITS

- ▲ Extremely long life of 50,000 hours at 55°C PCB temperature
- ▲ Extremely narrow construction for mounting in tight spaces
- ▲ Aluminium based PCB for easier heat dissipation and more efficient operation
- ▲ Available in 6 colors (cool white, warm white, red, blue, green and amber)
- ▲ Peel & stick mounting tape for easy installation
- ▲ Units with production dates of 8/07 or later come with 22 AWG 12" lead wires pre-attached (red+ / black-)

OPERATING CONDITIONS

- ▲ Recommended PCB temp=55°C
Maximum PCB temp = 105° C
- ▲ LED Life @ 55°C PCB temp = 50,000 hours
- ▲ For maximum efficiency, longevity, and performance, all "LumiLight" LED Light Engines should be screwed or glued down to an appropriate heat sink
- ▲ Maximum input current = 350mA
- ▲ Thermal conductivity = 1.3W/m-k
- ▲ Breakdown voltage = 2kV

MECHANICAL DIMENSIONS

Height = 7mm (0.27")
 LumiLight 3: 324mm X 13.5mm (12.76" x 0.53")
 LumiLight 6: 324mm X 13.5mm (12.76" x 0.53")
 LumiLight 9: 324mm X 13.5mm (12.76" x 0.53")
 Lead wire length = 304.8mm (12") (On equipped models)

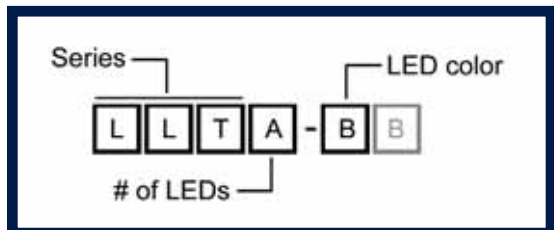
APPLICATIONS

- ▲ Display case lighting
- ▲ Cove lighting
- ▲ Wall washing
- ▲ Any application requiring efficiency & long life in a linear light pattern

MATERIALS/FINISH

- ▲ LUXEON® I LEDs
- ▲ 1.6mm Aluminium clad PCB substrate
- ▲ White solder resist finish

PART NUMBERS



of LEDs (A)

3 = 3 LEDs / LumiLight 3
 6 = 6 LEDs / LumiLight 6
 9 = 9 LEDs / LumiLight 9

LED Color (BB)

W = Cool White
 WW = Warm White
 R = Red
 G = Green
 B = Blue
 A = Amber

Dialight reserves the right to make changes at any time in order to supply the best product possible.

Dialight Corporation







1501 Route 34 South • Farmingdale, NJ 07727 USA

Tel: (1) 732-919-3119 • Fax: (1) 732-751-5778 • www.dialight.com



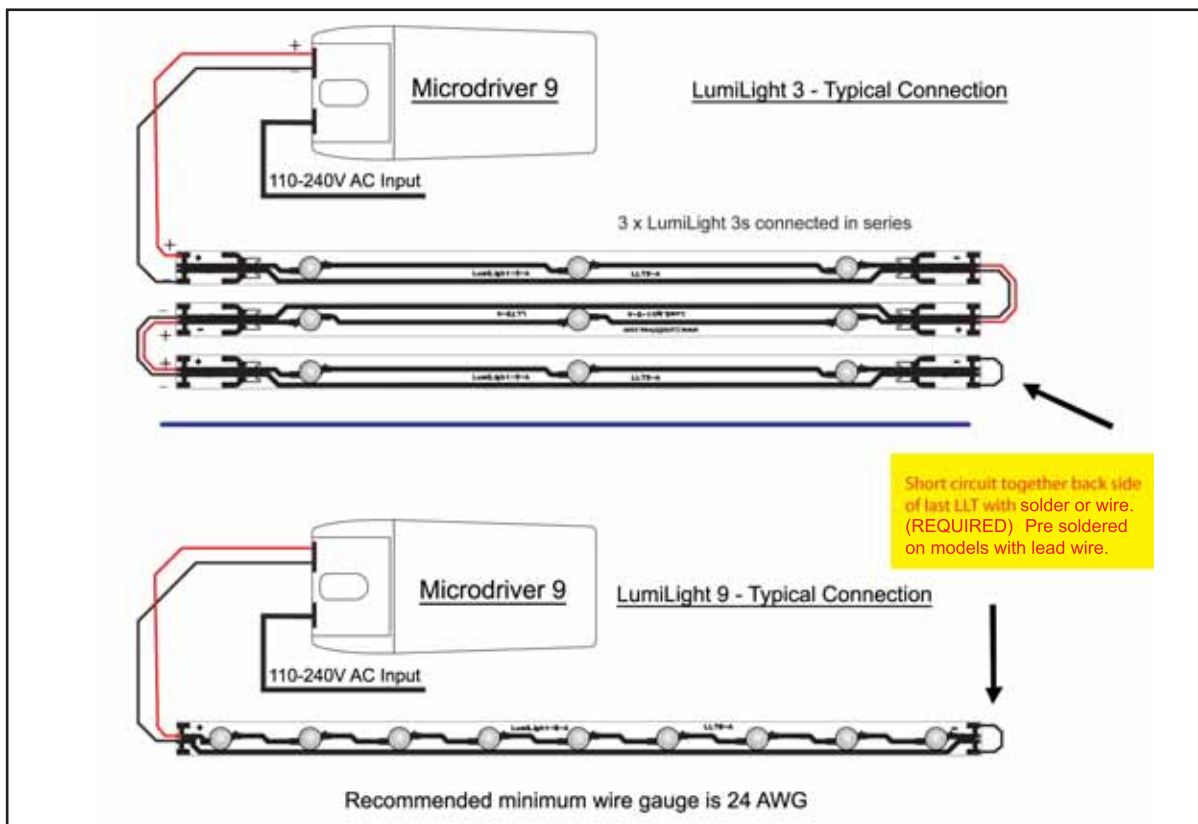
MDEXLUMILIGHT_D

TYPICAL LED PHOTOMETRIC DATA

LED	Color	Forward Voltage (Typ)	Max. Current (mA)	Max. Power (Watts)	Dom Wavelength / CCT			Min Luminous Flux (lm) / Radiometric Power (mW)	Typ Luminous Flux (lm) / Radiometric Power (mW)
					Min	Typ	Max		
	Red	2.95	350	1.03	620.5 nm	627 nm	645 nm	30.6 lm	44 lm
	Green	3.42	350	1.20	520 nm	530 nm	550 nm	30.6 lm	53 lm
	Royal Blue	3.42	350	1.20	440 nm	455 nm	460 nm	145 mW	220 mW
	White	3.42	350	1.20	4500 K	5500 K	10000 K	30.6 lm	45 lm
	Amber	2.95	350	1.03	584.5 nm	590 nm	597 nm	23.5 lm	42 lm
	W White	3.42	350	1.20	2850 K	3300 K	3800 K	13.9 lm	20 lm

Results are LED manufacturer's test data @ 25°C JTC. Light output at 55°C PCB temperature will be approximately 15-20% lower. Elevated temperatures will result in further degradation of light output. For maximum performance use appropriate heat sinking.

ELECTRICAL SPECIFICATIONS



Maximum current input 350mA
 Maximum power consumption 1.2W per LED for White / Blue / Green
 1.0W per LED for Red / Amber

Dialight reserves the right to make changes at any time in order to supply the best product possible.

Dialight Corporation

1501 Route 34 South • Farmingdale, NJ 07727 USA

Tel: (1) 732-919-3119 • Fax: (1) 732-751-5778 • www.dialight.com

Mouser Electronics

Authorized Distributor

Click to View Pricing, Inventory, Delivery & Lifecycle Information:

Dialight:

[LLT9-WW](#) [LLT9-W](#) [LLT9-B](#)