

606 SERIES 6mm Panel Mount Indicators

MECHANICAL / SPECIFICATIONS

MOUNTING HOLE SIZE:

0.244" (6.2 mm)

MAX PANEL THICKNESS:

0.138" (3.5 mm)

MOUNTING TORQUE:

0.362 lbs/ft (5 kg/cm) torque

VOLTAGE OPTIONS:

2, 3, 6 and 12 V DC

SINGLE-COLOR: Resistor Required

BI-COLOR: No Resistor Required

OPERATING TEMP:

-25 °C to +85 °C (-13 °F to +185 °F)

STORAGE TEMP:

-25 °C to +100 °C (-13 °F to +212 °F)

ELECTRICAL CONNECTION:

Through hole and 26 AWG wire leads (bi-color only)

HOUSING:

Brass–Chrome Plated

TERMINALS:

Copper–Nickel Plated

WIRE LEADS:

6" on bi-color only

LOCK WASHER:

Iron–Nickel Plated

NUT:

Brass–Nickel Plated

CERTIFICATIONS & RATINGS

RoHS compliant

APPLICATION

The 606 Series LED Panel Mount Indicators are designed for a variety of applications such as:

- Main power indication
- Remote power indication
- Status indication
- Maintenance and warning indication
- Instrumentation

DIMENSIONS inches [mm]

FIGURE 1

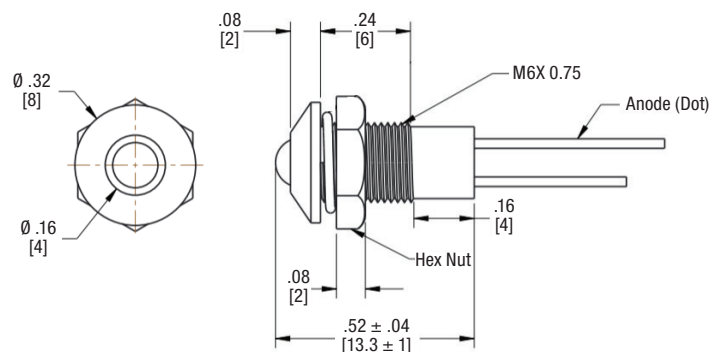
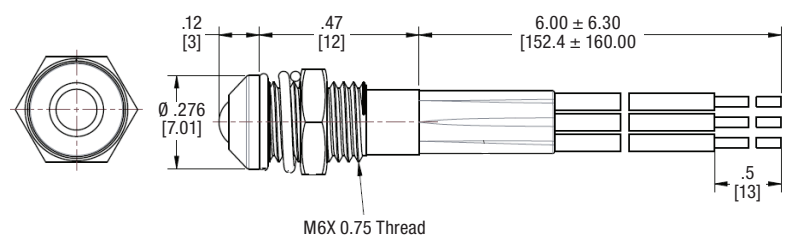
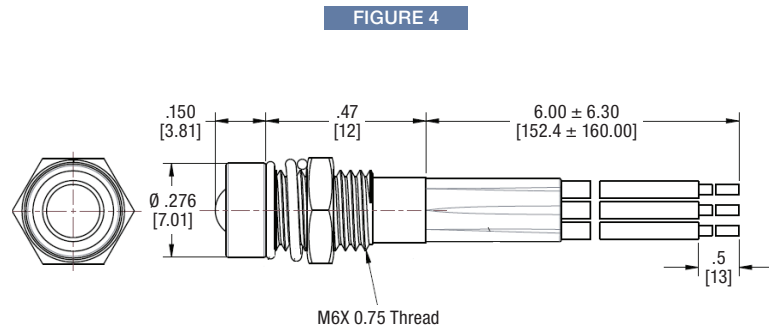
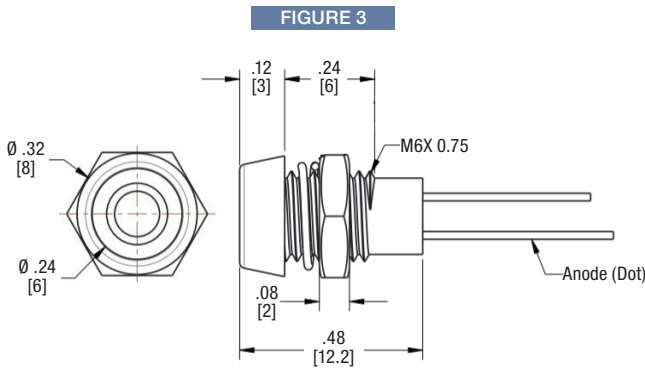


FIGURE 2



DIMENSIONS (Cont'd) inches [mm]



ORDERING INFORMATION

| Part Number | Color | Voltage (VDC) | Current (mA) | Typical Intensity* (mcd) | LED Position | Finish | Figure |
|-------------------------------|---------------|---------------|--------------|--------------------------|---------------------|--------|-------------------|
| 606-1111-110F | ● Red | 2 | 5 | 45 | Protruding | Chrome | 1 |
| 606-1211-110F | ● Green | 3 | 15 | 70 | | | |
| 606-1311-110F | ● Yellow | 2 | | 60 | | | |
| 606-1215-110F | ● Green | 3 | | 70 | | | 1 with wire leads |
| 606-1415-110F | ● ● Red/Green | 3 | 10 | 1200/4000 | Protruding Diffused | | 2 |
| 606-1415-120F | | 6 | | | | | |
| 606-1415-130F | | 12 | | | | | |
| 606-1415-210F | | 2 | | 100/400 | | | |
| 606-1415-220F | | 6 | | | | | |
| 606-1415-230F | | 12 | | | | | |
| 606-2111-110F | ● Red | 2 | 5 | 45 | Recess | | 3 |
| 606-2211-110F | ● Green | 3 | 15 | 70 | | | |
| 606-2311-110F | ● Yellow | 2 | | 60 | | | |
| 606-2415-110F | ● ● Red/Green | 3 | 10 | 1200/4000 | Recessed Diffused | | 4 |
| 606-2415-120F | | 6 | | | | | |
| 606-2415-130F | | 12 | | | | | |
| 606-2415-210F | | 2 | | 100/400 | | | |
| 606-2415-220F | | 6 | | | | | |
| 606-2415-230F | | 12 | | | | | |

*Bi-color intensity (Red/Green)
Single-color: Resistor required
Bi-color: No resistor required



Dialight reserves the right to make changes at any time in order to supply the best product possible. The most current version of this document will always be available at: www.dialightsignalsandcomponents.com

Warranty Statement: Except for the warranty expressly provided for at: www.dialight.com/resources/warranties/, Dialight disclaims any and all other warranties, express or implied, including, without limitation, any warranties of merchantability, fitness for a particular purpose, title, and noninfringement.

Mouser Electronics

Authorized Distributor

Click to View Pricing, Inventory, Delivery & Lifecycle Information:

Dialight:

[6061415220F](#) [606-1415-210F](#)