

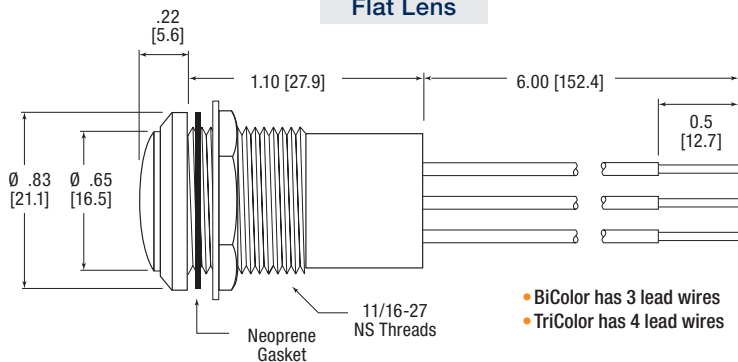
# 657 Bi- and Tri-Color Series Watertight Series Panel Mount Indicators



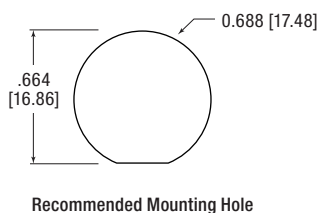
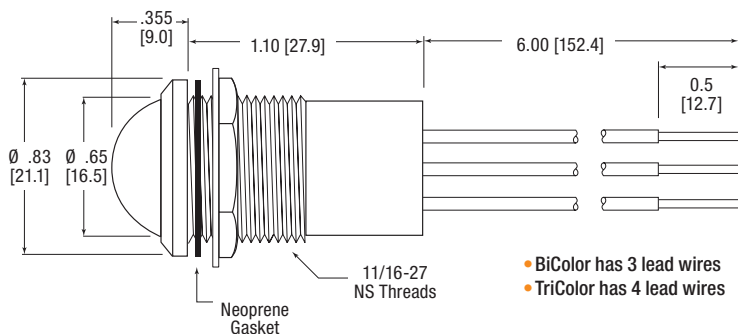
## Dimensions

inches [mm]

### Flat Lens



### Domed Lens



## Certifications & Ratings

- RoHS compliant
- NEMA 4X
- IP67

## Application

The 657 Series LED Panel Mount Indicators are designed with a highly durable watertight housing. These indicators are designed for a variety of applications such as:

- Electrical control panels
- Wastewater treatment controls
- Buses and transit vehicles dashboards
- Agricultural and construction equipment dashboards
- Aircraft and military vehicles dashboards
- Status Indication on industrial equipment

... and many more!

## Mechanical Information

**Mounting Hole Size:** 0.687" (17.46 mm)

**Max Panel Thickness:** 0.350" (8.89 mm)

**Mounting Torque:** 15 in-lbs

## Specifications

**Voltage Options:** 10-30 VDC (no resistor required)

**Operating Temp:** -40°C to +85°C  
(-40°F to +185°F)

**Storage Temp:** -40°C to +100°C  
(-40°F to +212°F)

**Electrical Connection:** 18 AWG anti-capillary wire, Common Cathode

**Housing:** Polycarbonate (UL 94V-0)

**Lens Material:** Polycarbonate (UL 94V-0)

**Wire Leads:** 6" — Wire color is the same color as LED color; Black wire is common ground

**Lock Washer:** White Nickel Plated Bronze

**Nut:** White Nickel Plated Brass

## Ordering Information 657 Series

### Flat

Part Number	LED Color	Lens Color	Typ. IF (mA)	Typ. VF (VDC)	Typical Intensity (mcd)
657-1415-303F	Red	White Diffused	20	10–30	270
	Green				515
657-1425-303F	Red				270
	Blue				90
657-1435-303F	Green				515
	Yellow				310
657-1455-303F	Red				270
	Yellow				310
657-1465-303F	Green				515
	Blue				90
657-1485-303F	Red				270
	Green				515
	Blue				90
657-1495-303F	Red				270
	Green				515
	Yellow				310

### Part Number Guide

Part Number Guide											RoHS Compliant	
6	5	7	-	X	X	X	5	-	3	0	3	F
Lens Style				LED Color		Voltage				Lens Color		
Flat	1	<div><div></div>Red</div>		4	1	5	10–30 VDC	3	White Diffused			
Domed	2	<div><div></div>Red</div>		4	2							
		<div><div></div>Blue</div>		4	2							
		<div><div></div>Green</div>		4	3							
		<div><div></div>Yellow</div>		4	3							
		<div><div></div>Red</div>		4	5							
		<div><div></div>Yellow</div>		4	5							
		<div><div></div>Green</div>		4	6							
		<div><div></div>Blue</div>		4	6							
		<div><div></div>Red</div>										
		<div><div></div>Green</div>		4	8							
		<div><div></div>Blue</div>										
		<div><div></div>Red</div>										
<div><div></div>Green</div>		4	9									
<div><div></div>Yellow</div>												

### Domed

Part Number	LED Color	Lens Color	Typ. IF (mA)	Typ. VF (VDC)	Typical Intensity (mcd)
657-2415-303F	Red	White Diffused	20	10–30	255
	Green				500
657-2425-303F	Red				255
	Blue				90
657-2435-303F	Green				500
	Yellow				260
657-2455-303F	Red				255
	Yellow				260
657-2465-303F	Green				500
	Blue				90
657-2485-303F	Red				255
	Green				500
	Blue				90
657-2495-303F	Red				255
	Green				500
	Yellow				260

Dialight reserves the right to make changes at any time in order to supply the best product possible. The most current version of this document will always be available at: [www.dialightsignalsandcomponents.com](http://www.dialightsignalsandcomponents.com)

**Warranty Statement:** Except for the warranty expressly provided for at: <https://www.dialight.com/resources/warranties/>, Dialight disclaims any and all other warranties, express or implied, including, without limitation, any warranties of merchantability, fitness for a particular purpose, title, and noninfringement.

# Mouser Electronics

Authorized Distributor

Click to View Pricing, Inventory, Delivery & Lifecycle Information:

Dialight:

[657-1415-303F](#) [657-1425-303F](#) [657-1435-303F](#) [657-1455-303F](#) [657-1465-303F](#) [657-1485-303F](#) [657-1495-303F](#)  
[657-2415-303F](#) [657-2425-303F](#) [657-2435-303F](#) [657-2455-303F](#) [657-2465-303F](#) [657-2485-303F](#) [657-2495-303F](#)